

**9/28/2015 Weekly Workload: Medicaid and All Other Programs
(Including New and Recertification Applications)**

Program	12/1/2014	4/6/2015	9/21/2015	9/28/2015
Medicaid	6,325	9,239	7,193	7,163
All Other Programs	3,662	3,291	342	381
Total	9,987	12,530	7,535	7,544

NOTE: EIS applications or cases in "Received" status; ARIES applications in "Complete" or "Received" status.

*4/6/2015 information included as a reference, as that date contained the highest number of applications out of time frame.

9/28/2015 Weekly Workload: Medicaid and All Other Programs by Application Type

	All Other Programs				Medicaid				Total Case Counts	
	Applications		Reviews/Recerts		Applications		Reviews/Recerts		9/21/15	9/28/15
	9/21/15	9/28/15	9/21/15	9/28/15	9/21/15	9/28/15	9/21/15	9/28/15		
Case Count	235	242	107	139	7,172	7,144	21	19	7,535	7,544
Average Days	41.03	41.62	42.49	40.6	184.19	186.67	90.9	88.05		
Median Days	33	32	38	33	178	181	86	75		

NOTE: EIS applications or cases in "Received" status; ARIES applications in "Complete" or "Received" status.

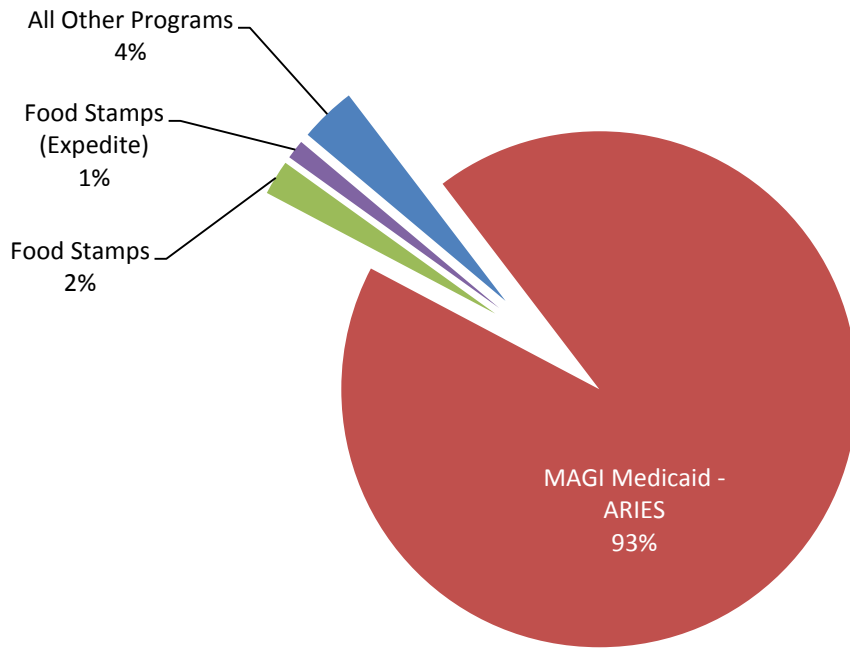
9/28/2015 Weekly Workload by Program

Program	Applications			Reviews/Recerts			Totals		
	9/21/15	9/28/15	Pct. Change	9/21/15	9/28/15	Pct. Change	9/21/15	9/28/15	Pct. Change
Alaska Temporary Assistance Program	11	11	0.0%	3	11	266.7%	14	22	57.1%
Adult Public Assistance	37	44	18.9%	4	14	250.0%	41	58	41.5%
Food Stamps (Expedites)	90	88	-2.2%	-	-	N/A	90	88	-2.2%
Food Stamps	67	64	-4.5%	97	111	14.4%	164	175	6.7%
General Assistance (including Senior Benefits)	16	26	62.5%	-	-	*	16	26	62.5%
CAMA	9	5	-44.4%	3	3	0.0%	12	8	-33.3%
Interim Assistance	5	4	-20.0%	-	-	*	5	4	-20.0%
MAGI Med. (ARIES)	7,016	7,003	-0.2%	-	-	N/A	7,016	7,003	-0.2%
MAGI Med. (EIS)	98	86	-12.2%	14	9	-35.7%	112	95	-15.2%
MAGI Med. Acct. Transfers (EIS)	2	2	0.0%	-	-	N/A	2	2	0.0%
Non-MAGI Med.	56	53	-5.4%	7	10	42.9%	63	63	0.0%
Total	7,407	7,386	-0.3%	128	158	23.4%	7,535	7,544	0.1%

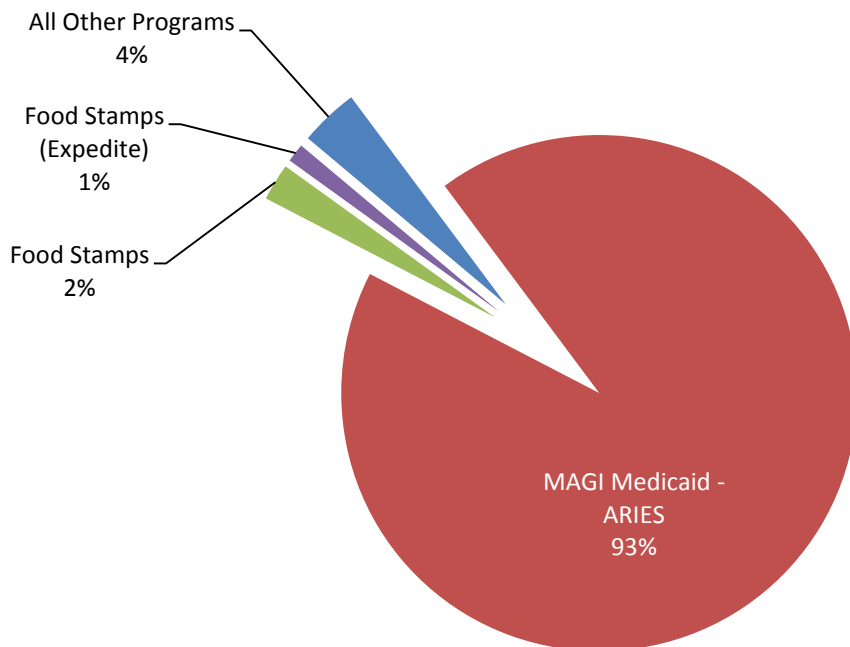
NOTE: EIS applications or cases in "Received" status; ARIES applications in "Complete" or "Received" status.

*Cannot be divided by 0.

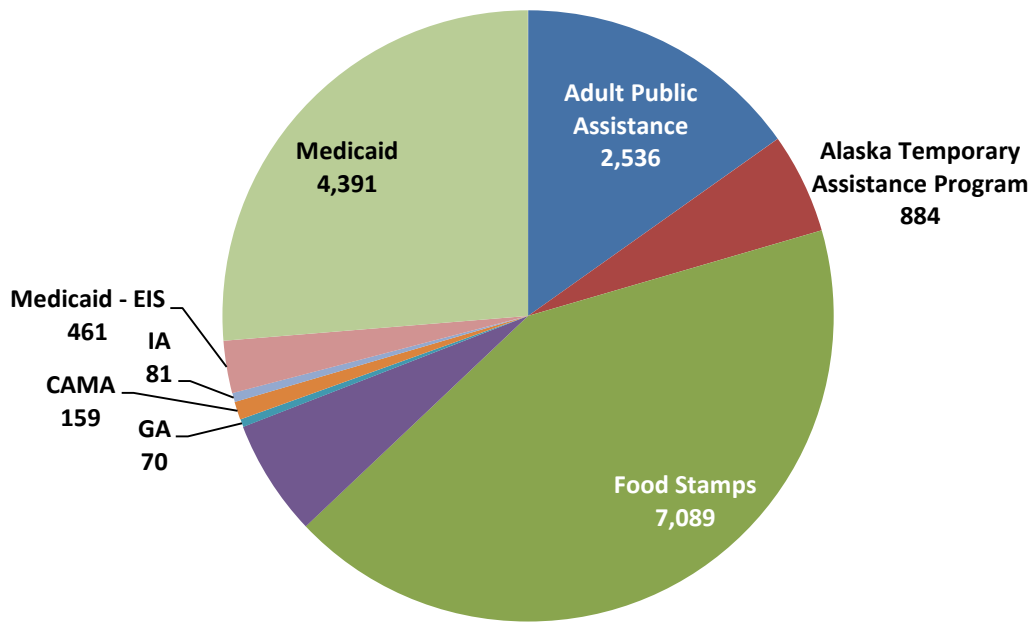
9/21/2015 Weekly Workload



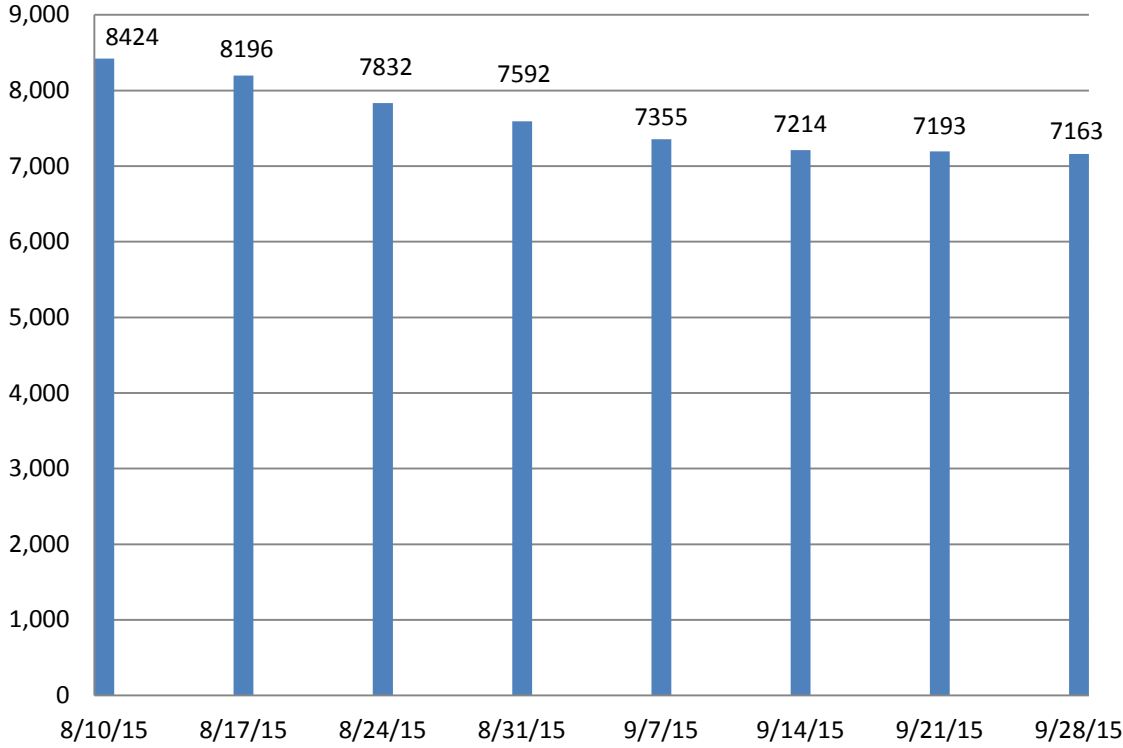
9/28/2015 Weekly Workload



Total Application Actions by Program, August 2015



8/10/2015 - 9/28/2015 Medicaid Cases in Backlog



**Note. Applications/Cases in "Received" or "Completed" status only.
8/10/2015 was selected as the starting date because this is when positions were added and overtime began.