

**9/21/2015 Weekly Workload: Medicaid and All Other Programs  
(Including New and Recertification Applications)**

Program	12/1/2014	4/6/2015	9/14/2015	9/21/2015
Medicaid	6,325	9,239	7,214	7,193
All Other Programs	3,662	3,291	375	342
<b>Total</b>	<b>9,987</b>	<b>12,530</b>	<b>7,589</b>	<b>7,535</b>

NOTE: EIS applications or cases in "Received" status; ARIES applications in "Complete" or "Received" status.

\*4/6/2015 information included as a reference, as that date contained the highest number of applications out of time frame.

**9/21/2015 Weekly Workload: Medicaid and All Other Programs by Application Type**

	All Other Programs				Medicaid				Total Case Counts	
	Applications		Reviews/Recerts		Applications		Reviews/Recerts		9/14/15	9/21/15
	9/14/15	9/21/15	9/14/15	9/21/15	9/14/15	9/21/15	9/14/15	9/21/15		
Case Count	262	235	113	107	7,199	7,172	15	21	7,589	7,535
Average Days	35.87	41.03	41.44	42.49	182.82	184.19	100.87	90.9		
Median Days	32	33	38	38	173	178	99	86		

NOTE: EIS applications or cases in "Received" status; ARIES applications in "Complete" or "Received" status.

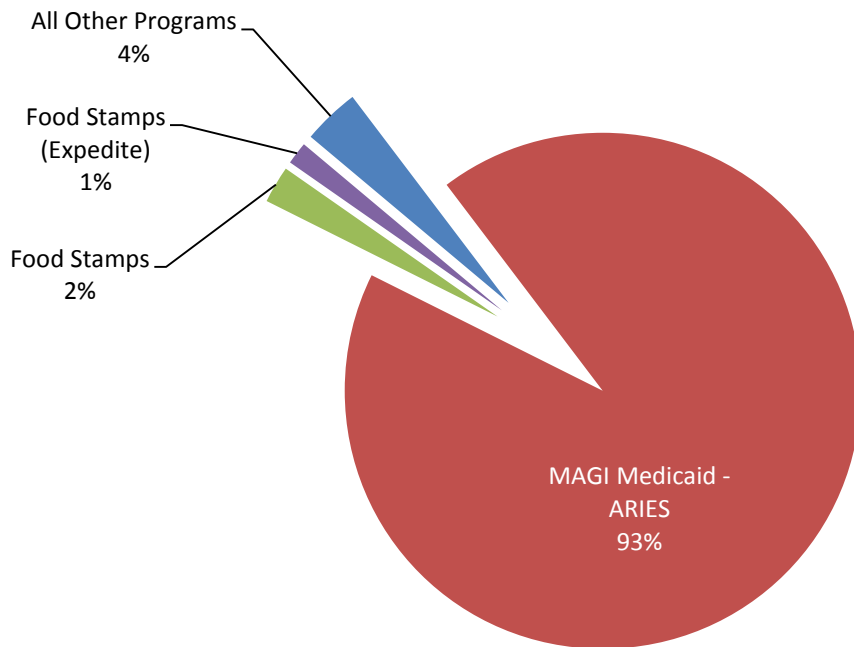
**9/21/2015 Weekly Workload by Program**

Program	Applications			Reviews/Recerts			Totals		
	9/14/15	9/21/15	Pct. Change	9/14/15	9/21/15	Pct. Change	9/14/15	9/21/15	Pct. Change
Alaska Temporary Assistance Program	8	11	37.5%	2	3	50.0%	10	14	40.0%
Adult Public Assistance	41	37	-9.8%	6	4	-33.3%	47	41	-12.8%
Food Stamps (Expedites)	107	90	-15.9%	-	-	N/A	107	90	-15.9%
Food Stamps	75	67	-10.7%	101	97	-4.0%	176	164	-6.8%
General Assistance (including Senior Benefits)	18	16	-11.1%	-	-	*	18	16	-11.1%
CAMA	9	9	0.0%	4	3	-25.0%	13	12	-7.7%
Interim Assistance	4	5	25.0%	-	-	*	4	5	25.0%
MAGI Med. (ARIES)	7,036	7,016	-0.3%	-	-	N/A	7,036	7,016	-0.3%
MAGI Med. (EIS)	99	98	-1.0%	11	14	27.3%	110	112	1.8%
MAGI Med. Acct. Transfers (EIS)	2	2	0.0%	-	-	N/A	2	2	0.0%
Non-MAGI Med.	62	56	-9.7%	4	7	75.0%	66	63	-4.5%
<b>Total</b>	<b>7,461</b>	<b>7,407</b>	<b>-0.7%</b>	<b>128</b>	<b>128</b>	<b>0.0%</b>	<b>7,589</b>	<b>7,535</b>	<b>-0.7%</b>

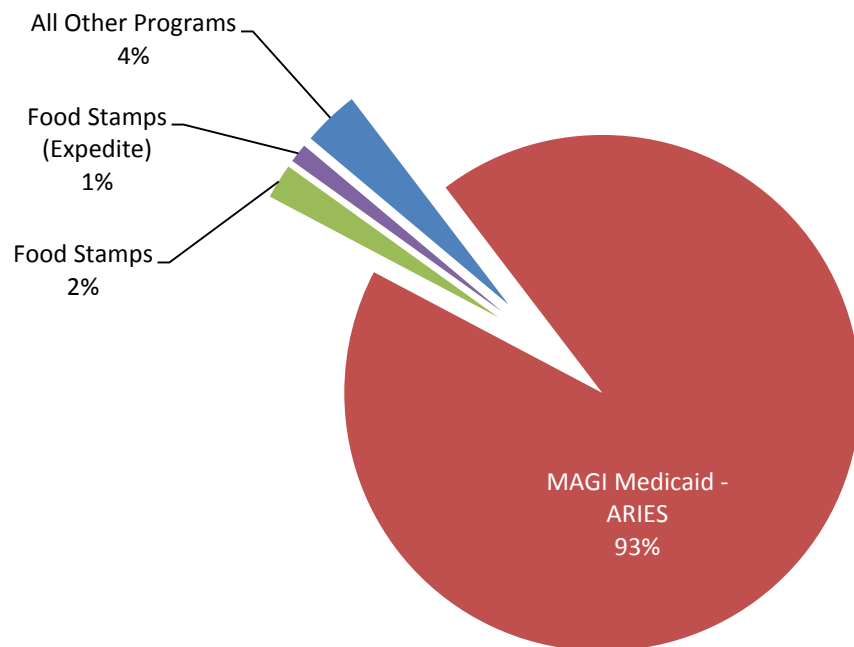
NOTE: EIS applications or cases in "Received" status; ARIES applications in "Complete" or "Received" status.

\*Cannot be divided by 0.

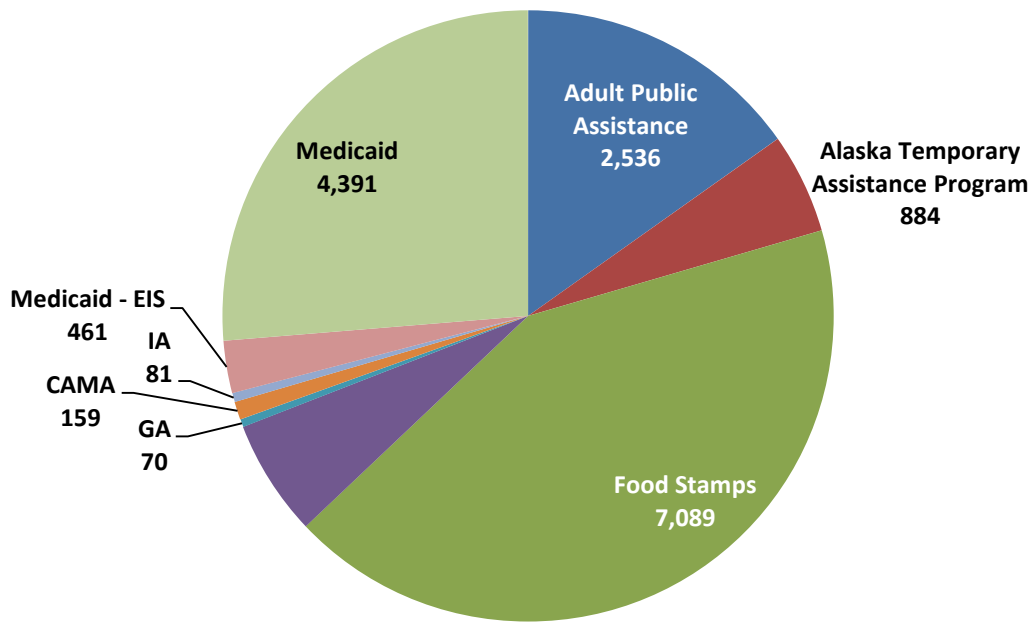
### 9/14/2015 Weekly Workload



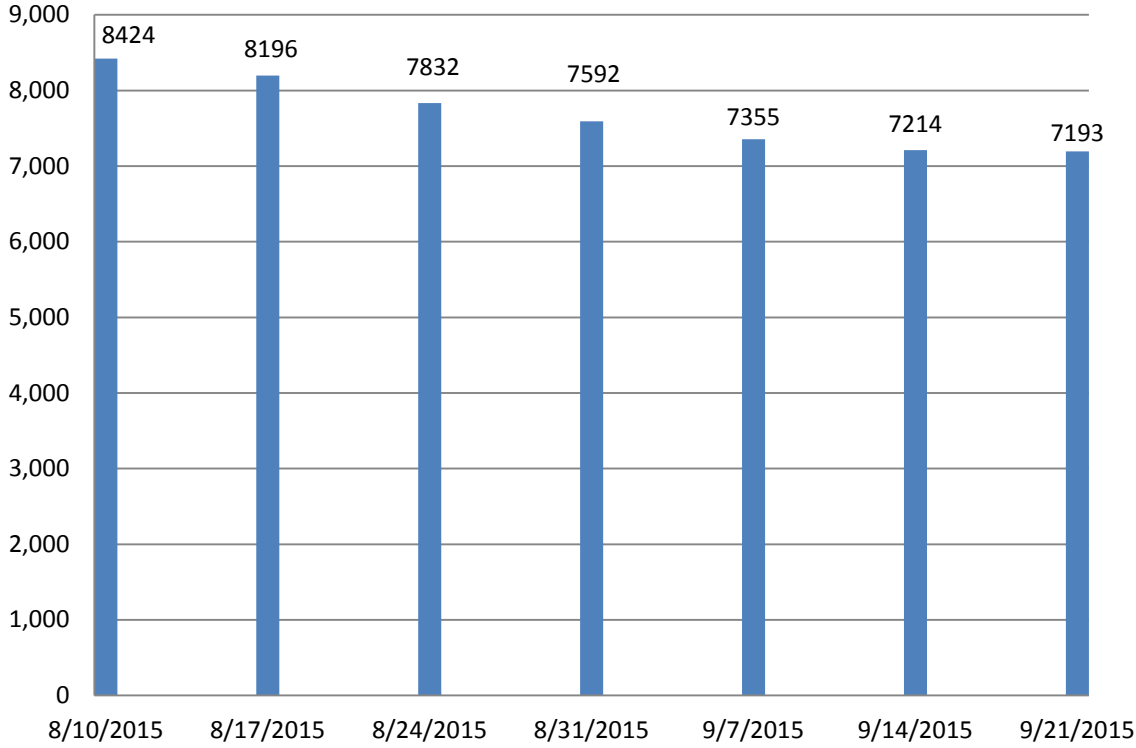
### 9/21/2015 Weekly Workload



## Total Application Actions by Program, August 2015



**8/10/2015 - 9/21/2015 Medicaid Cases in Backlog**



*\*Note. Applications/Cases in "Received" or "Completed" status only.  
\*8/10/2015 was selected as the starting date because this is when positions were added and overtime began.*