

## 9/14/2015 Weekly Workload Update

There is much good news to share. The backlog has been reduced almost 40% from its peak on April 6<sup>th</sup> at 12,530 applications to today at 7,589 applications. This is a truly amazing feat to accomplish in only 5 months! Also, the director was notified this week that the Food and Nutrition Service sent DPA a letter complimenting us on our improvement in SNAP timeliness and removing the pending sanction. None of these achievements would have been possible without all of the hard work that is going on in the field offices. Your dedication means that needy Alaskans will have nutritious food on their tables, warm homes, and access to affordable child care and health care coverage.

On September 1<sup>st</sup> Medicaid expanded to cover more Alaskans and 952 individuals have been approved under Medicaid Expansion as of September 14<sup>th</sup>. There has been quite a bit of interest in eligibility for medical assistance as evidenced by the dramatic increase in the number of individuals using the online screening tool (<https://aries.alaska.gov/screener/?logIn=N>) to see if they may qualify for Medicaid by answering a few short questions. The week of August 29<sup>th</sup> – September 4<sup>th</sup> there were 1,143 Medicaid screening applications completed.

Each and every one of you is contributing in some way to reducing the backlog. Thank you for all of your continuing efforts!

### 9/14/2015 Weekly Workload: Medicaid and All Other Programs (Including New and Recertification Applications)

Program	12/1/2014	4/6/2015*	9/7/2015	9/14/2015
Medicaid	6,325	9,239	7,355	7,214
All Other Programs	3,662	3,291	344	375
<b>Total</b>	<b>9,987</b>	<b>12,530</b>	<b>7,699</b>	<b>7,589</b>

*NOTE: EIS applications or cases in "Received" status; ARIES applications in "Complete" or "Received" status.*

*\*4/6/2015 information included as a reference, as that date contained the highest number of applications out of time frame.*

### 9/14/2015 Weekly Workload: Medicaid and All Other Programs by Application Type

	All Other Programs				Medicaid				Total Case Counts	
	Applications		Reviews/Recerts		Applications		Reviews/Recerts		9/7/15	9/14/15
	9/7/15	9/14/15	9/7/15	9/14/15	9/7/15	9/14/15	9/7/15	9/14/15		
Case Count	202	262	142	113	7,340	7,199	15	15	7,699	7,589
Average Days	39.11	35.87	40.57	41.44	179.27	182.82	102.93	100.87		
Median Days	32	32	36	38	168	173	93	99		

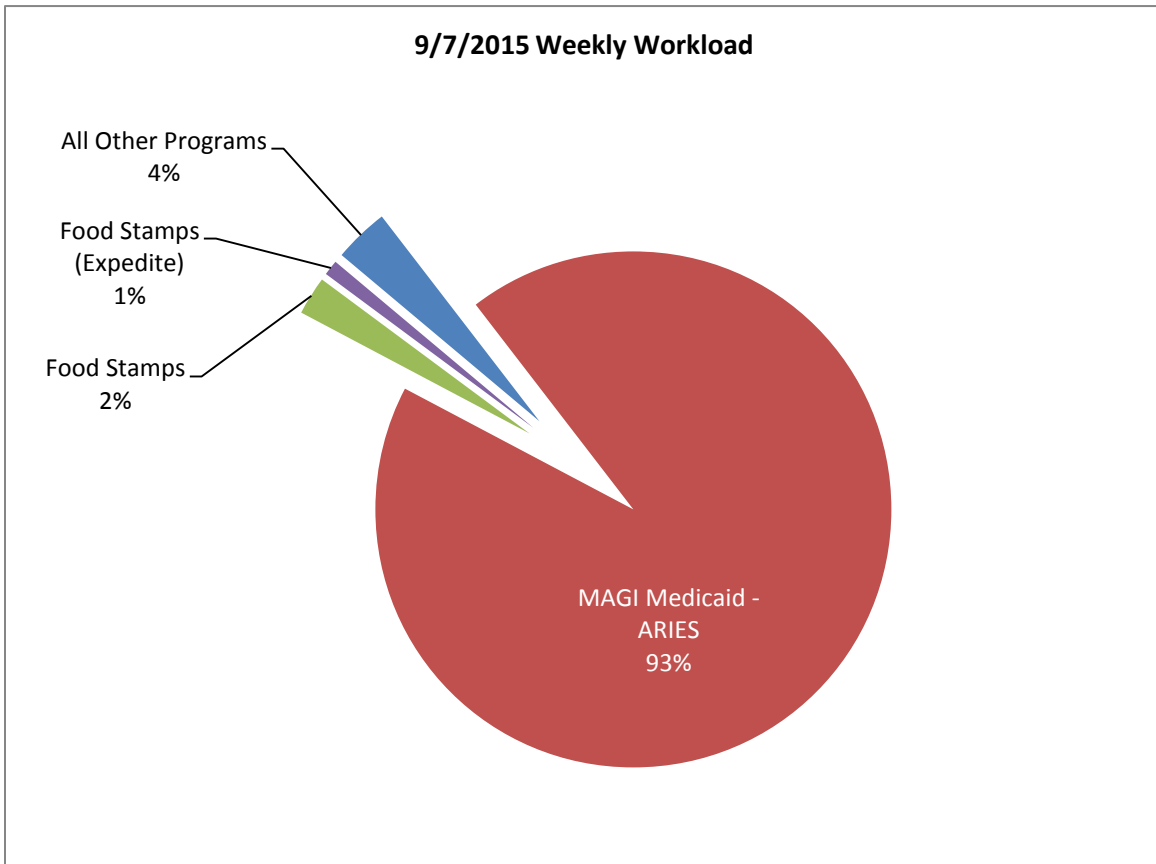
*NOTE: EIS applications or cases in "Received" status; ARIES applications in "Complete" or "Received" status.*

### 9/14/2015 Weekly Workload by Program

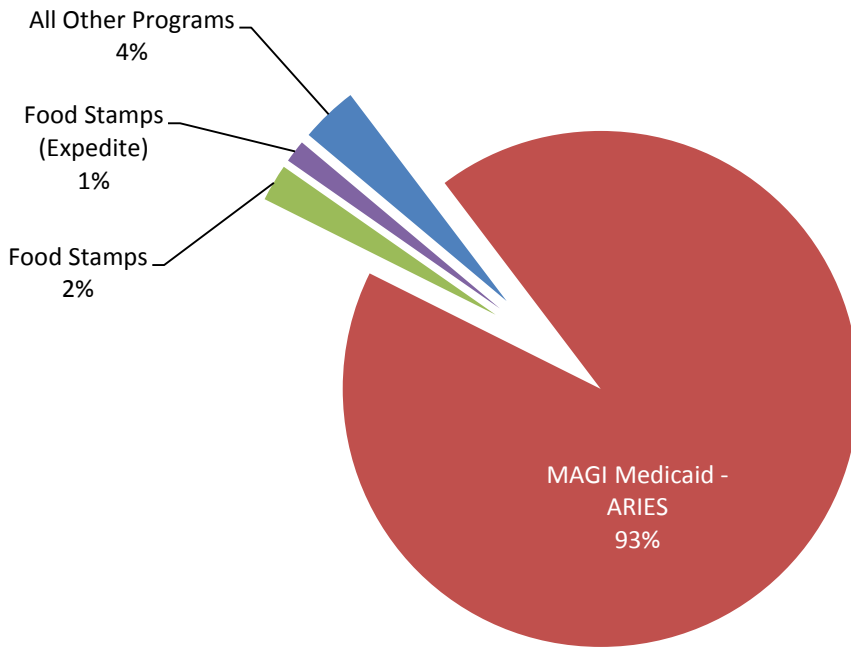
Program	Applications			Reviews/Recerts			Totals		
	9/7/15	9/14/15	Pct. Change	9/7/15	9/14/15	Pct. Change	9/7/15	9/14/15	Pct. Change
Alaska Temporary Assistance Program	10	8	-20.0%	3	2	-33.3%	13	10	-23.1%
Adult Public Assistance	36	41	13.9%	10	6	-40.0%	46	47	2.2%
Food Stamps (Expedites)	74	107	44.6%	-	-	N/A	74	107	44.6%
Food Stamps	59	75	27.1%	126	101	-19.8%	185	176	-4.9%
General Assistance (including Senior Benefits)	14	18	28.6%	-	-	*	14	18	28.6%
CAMA	7	9	28.6%	3	4	33.3%	10	13	30.0%
Interim Assistance	2	4	100.0%	-	-	*	2	4	100.0%
MAGI Med. (ARIES)	7,174	7,036	-1.9%	-	-	N/A	7,174	7,036	-1.9%
MAGI Med. (EIS)	98	99	1.0%	10	11	10.0%	108	110	1.9%
MAGI Med. Acct. Transfers (EIS)	2	2	0.0%	-	-	N/A	2	2	0.0%
Non-MAGI Med.	66	62	-6.1%	5	4	-20.0%	71	66	-7.0%
<b>Total</b>	<b>7,542</b>	<b>7,461</b>	<b>-1.1%</b>	<b>157</b>	<b>128</b>	<b>-18.5%</b>	<b>7,699</b>	<b>7,589</b>	<b>-1.4%</b>

NOTE: EIS applications or cases in "Received" status; ARIES applications in "Complete" or "Received" status.

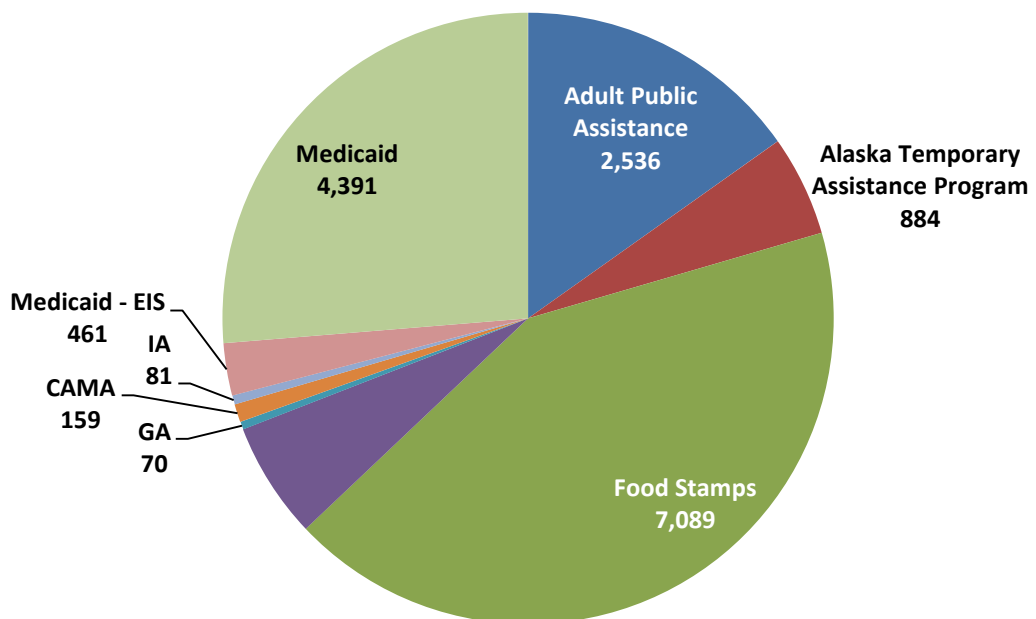
\*Cannot be divided by 0.



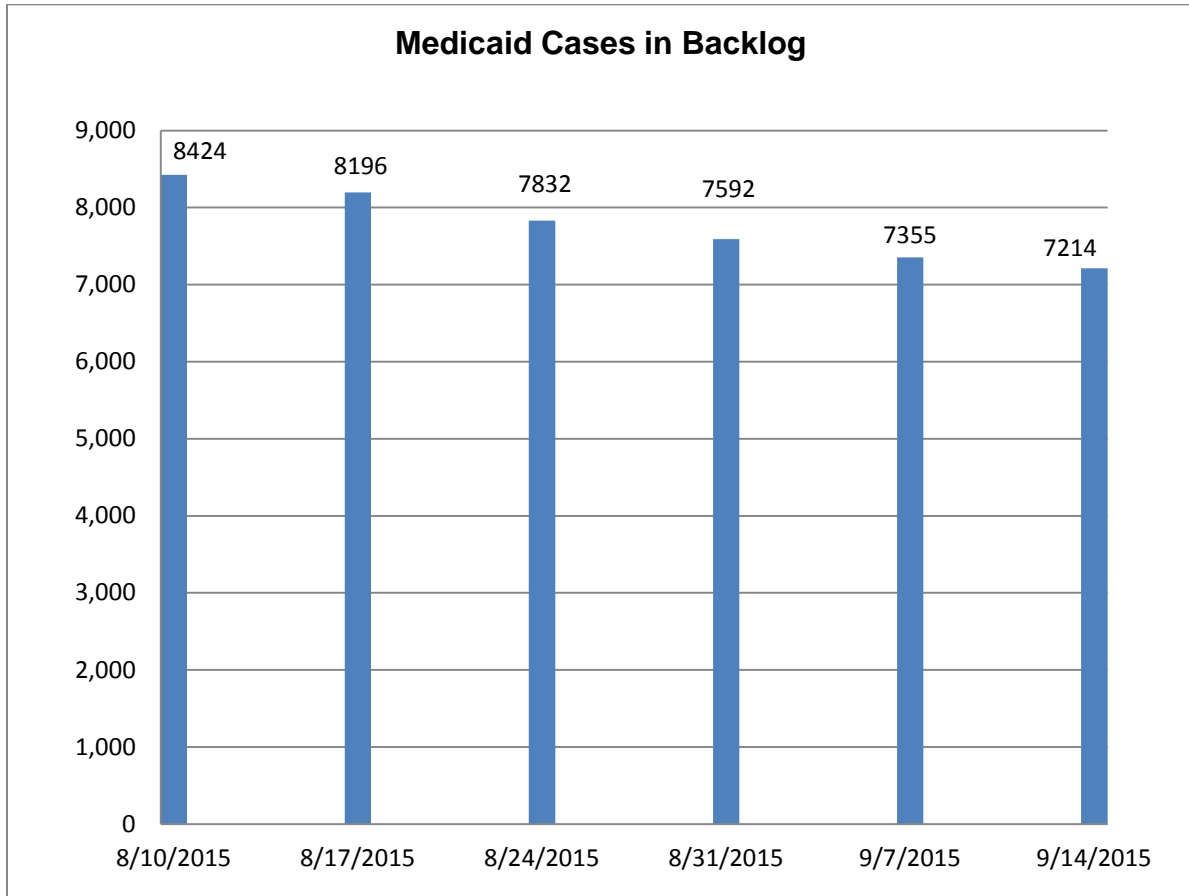
### 9/14/2015 Weekly Workload



### Total Application Actions by Program August 2015



### 8/10/2015 - 9/14/2015 Medicaid Backlog



*\*Note. ARIES applications in "Received" or "Completed" status only.*

*\*8/10/2015 was selected as the starting date because this is when positions were added and overtime began.*