

## 06/29/2015 Weekly Workload Update

Last week's numbers are a big shout out to the great work everyone has done and is doing. Good gains everywhere and the team is a hair's breadth from closing the books on the SNAP backlog. Even with the intense effort on the SNAP apps, the untimely workload across all programs is dwindling. We saw the biggest drop in the MAGI-Medicaid workload since it started and the week of June 22, was the third week in a row with declines in state MAGI applications. Very soon ARIES will have additional functionality that is going to help drill through the remaining work.

While this report's focus is the backlogged work, it is also an opportunity to make note of and to thank everyone for the tremendous amount of work that is done every day. In the month of June staff conducted thousands of interviews and processed applications and delivered benefits to thousands of households and saved our bacon from a possible federal penalty.

I think a lot of people are searching for words that can adequately describe the people that are giving so much every day to help their fellow Alaskans. Remember these? I do every day.



### 6/29/2015 Weekly Workload: Medicaid and All Other Programs (Including New and Recertification Applications)

Program	12/1/2014	6/22/2015	6/29/2015
<b>Medicaid</b>	6,325	8,891	8,605
<b>All Other Programs</b>	3,662	463	338
<b>Total</b>	<b>9,987</b>	<b>9,354</b>	<b>8,943</b>

NOTE: EIS applications or cases in "Received" status; ARIES applications in "Complete" or "Received" status.

## 6/29/2015 Weekly Workload: Medicaid and All Other Programs by Application Type

	All Other Programs				Medicaid				Total Case Counts	
	Applications		Reviews/Recerts		Applications		Reviews/Recerts			
	6/22/15	6/29/15	6/22/15	6/29/15	6/22/15	6/29/15	6/22/15	6/29/15	6/22/15	6/29/15
Case Count	330	250	133	88	8875	8589	16	16	9354	8943
Average Days	51.12	47.94	47.41	43.49	140.01	143.61	76.75	73.5		
Median Days	45	39	39	35	128	133	73.5	77.5		

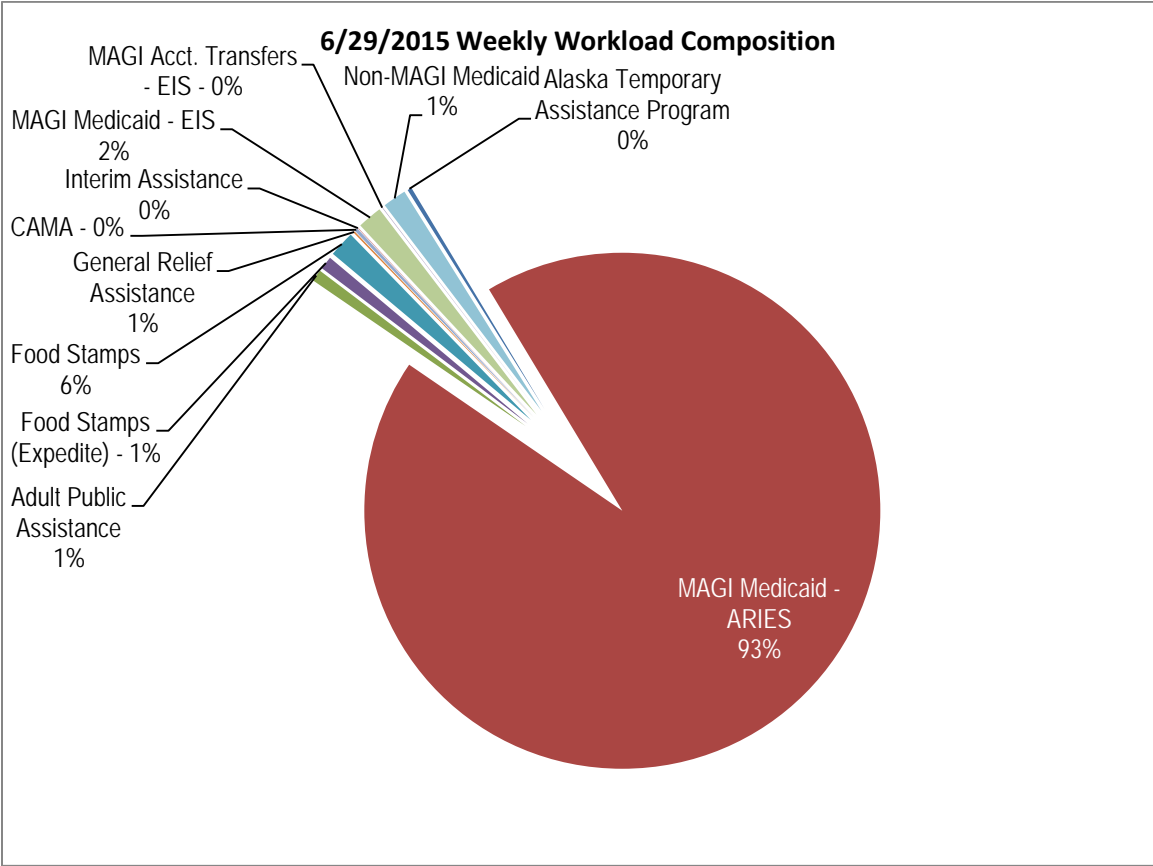
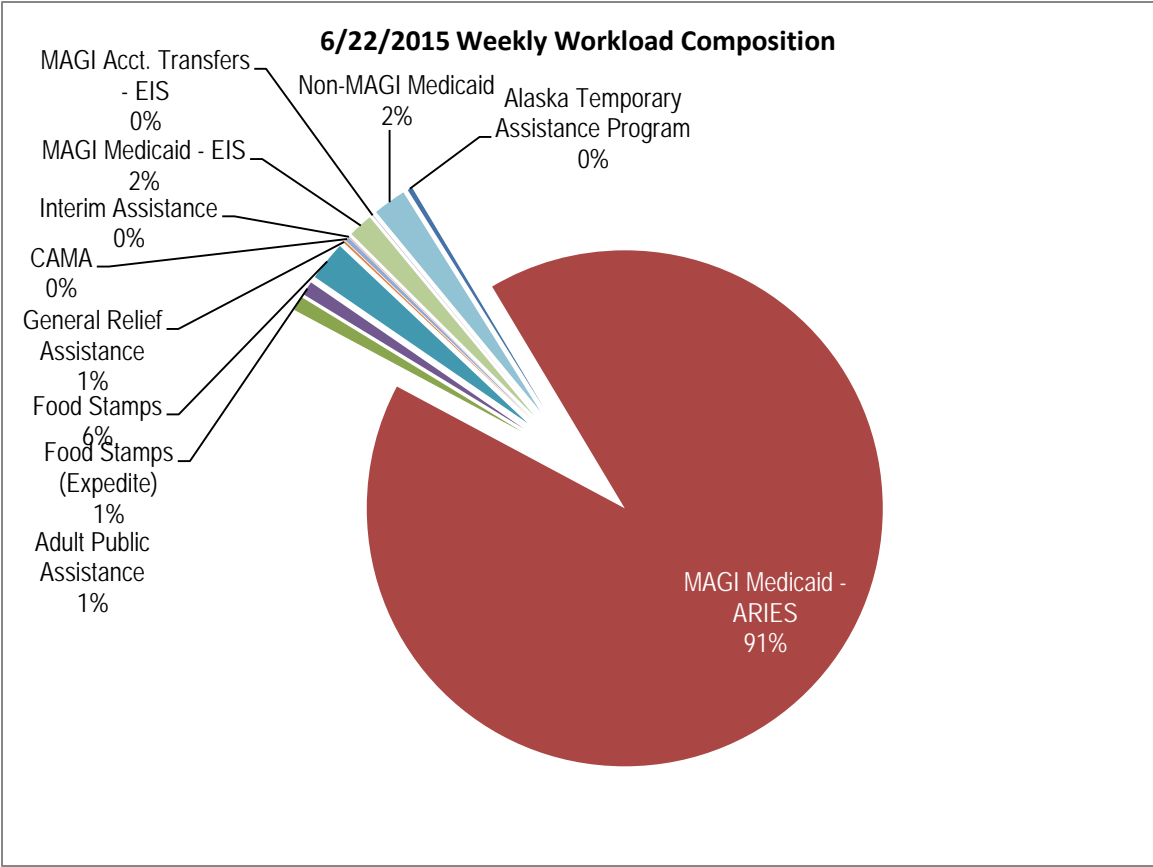
NOTE: EIS applications or cases in "Received" status; ARIES applications in "Complete" or "Received" status.

## 6/29/2015 Weekly Workload by Program

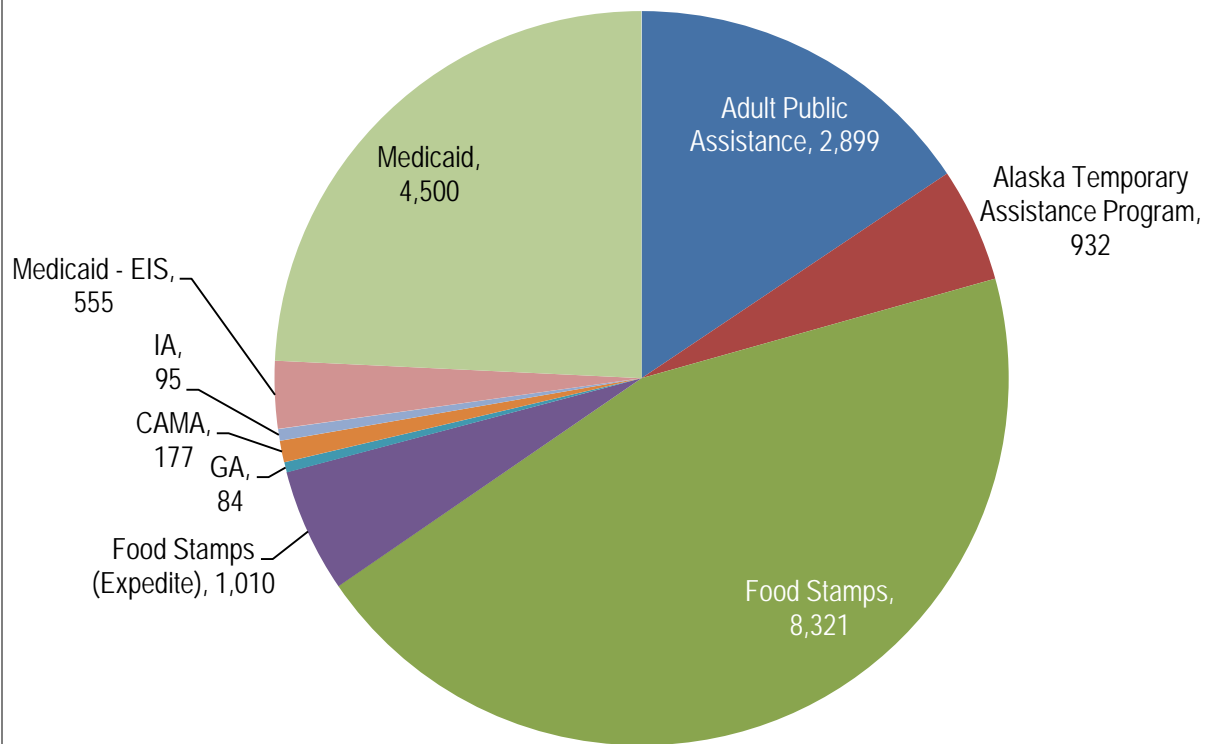
Program	Applications			Reviews/Recerts			Totals		
	6/22/15	6/29/15	Pct. Change	6/22/15	6/29/15	Pct. Change	6/22/15	6/29/15	Pct. Change
Alaska Temporary Assistance Program	20	18	-10.0%	9	6	-33.3%	29	24	-17.2%
Adult Public Assistance	76	55	-27.6%	8	11	37.5%	84	66	-21.4%
Food Stamps (Expedites)	81	73	-9.9%	-	-	N/A	81	73	-9.9%
Food Stamps	117	75	-35.9%	112	69	-38.4%	229	144	-37.1%
General Assistance (incl. Senior Benefits)	11	9	-18.2%	-	-	*	11	9	-18.2%
CAMA	21	16	-23.8%	4	2	-50.0%	25	18	-28.0%
Interim Assistance	4	4	0.0%	-	-	*	4	4	0.0%
MAGI Med. (ARIES)	8,549	8,333	-2.5%	-	-	N/A	8,549	8,333	-2.5%
MAGI Med. (EIS)	136	128	-5.9%	8	9	12.5%	144	137	-4.9%
MAGI Med. Acct. Transfers (EIS)	3	3	0.0%	-	-	N/A	3	3	0.0%
Non-MAGI Med.	187	125	-33.2%	8	7	-12.5%	195	132	-32.3%
<b>Total</b>	<b>9,205</b>	<b>8,839</b>	<b>-4.0%</b>	<b>149</b>	<b>104</b>	<b>-30.2%</b>	<b>9,354</b>	<b>8,943</b>	<b>-4.4%</b>

NOTE: EIS applications or cases in "Received" status; ARIES applications in "Complete" or "Received" status.

\*Cannot be divided by 0.



**Total Application Determinations by Program, May 2015**



## Weekly Progress on SNAP Backlog

In its May 6, 2015 letter to DPA, the Food and Nutrition Service requires us to meet the following benchmarks related to the SNAP backlog:

### Within 30 days (by June 5<sup>th</sup>)\*

- Eliminate all expedite applications
- Eliminate all initial applications over 90 days old
- Reduce the recertification application backlog by at least 50%

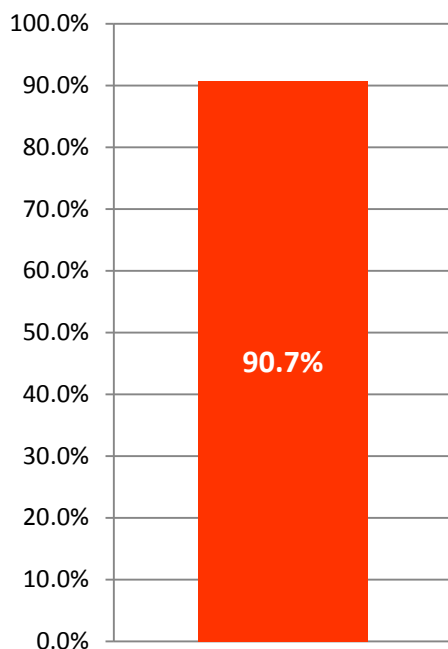
### Within 60 days (by July 5<sup>th</sup>)

- Eliminate all remaining backlog applications

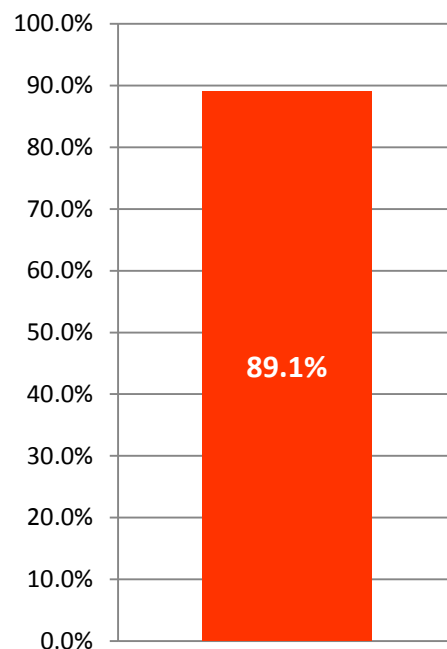
Program	30 Day Goal Remaining Apps (As of 5/4/2015)	06/08/15 Remaining Apps	% of Goal Achieved
<b>Food Stamp Expedites</b>	251	66	73.7%
<b>Food Stamp Non-Expedites over 90 days</b>	66	9	86.4%
<b>Food Stamp Recertifications</b>	487	0	100.0%
<b>Total Number of Applications</b>	804	75	90.7%

Program	60 Day Goal Remaining Apps (As of 5/4/2015)	06/29/15 Remaining Apps	% of Goal Achieved
<b>Food Stamp Expedites</b>	251	73	70.9%
<b>Food Stamp Non-Expedites</b>	761	75	90.1%
<b>Food Stamp Recertifications</b>	973	69	92.9%
<b>Total Number of Applications</b>	1,985	217	89.1%

**SNAP Backlog  
30 Day Goal\***



**SNAP Backlog  
60 Day Goal**



\*30-day Goal figures are static as of the 6/8/15 deadline. Any changes in the SNAP backlog are reflected in the 60-day Goal table and graph.