

## 06/22/2015 Weekly Workload Update

In the face of additional account transfers from the Marketplace, some of which are quite out-of-date, and applications that may have recently slipped out of timeframes, gains are still being made. With just over 300 SNAP applications left in the backlog and only 27 remaining from May 4<sup>th</sup> backlog (our bench mark for the SNAP sanction), clearly the 60 day SNAP target is well within reach. Also, thousands of timely and accurate eligibility decisions are being made each and every week. Thank you all for another great week. Hooray DPA!

### 6/22/2015 Weekly Workload: Medicaid and All Other Programs (Including New and Recertification Applications)

Program	12/1/2014	6/15/2015	6/22/2015
Medicaid	6,325	9,037	8,891
All Other Programs	3,662	633	463
Total	9,987	9,670	9,354

NOTE: EIS applications or cases in "Received" status; ARIES applications in "Complete" or "Received" status.

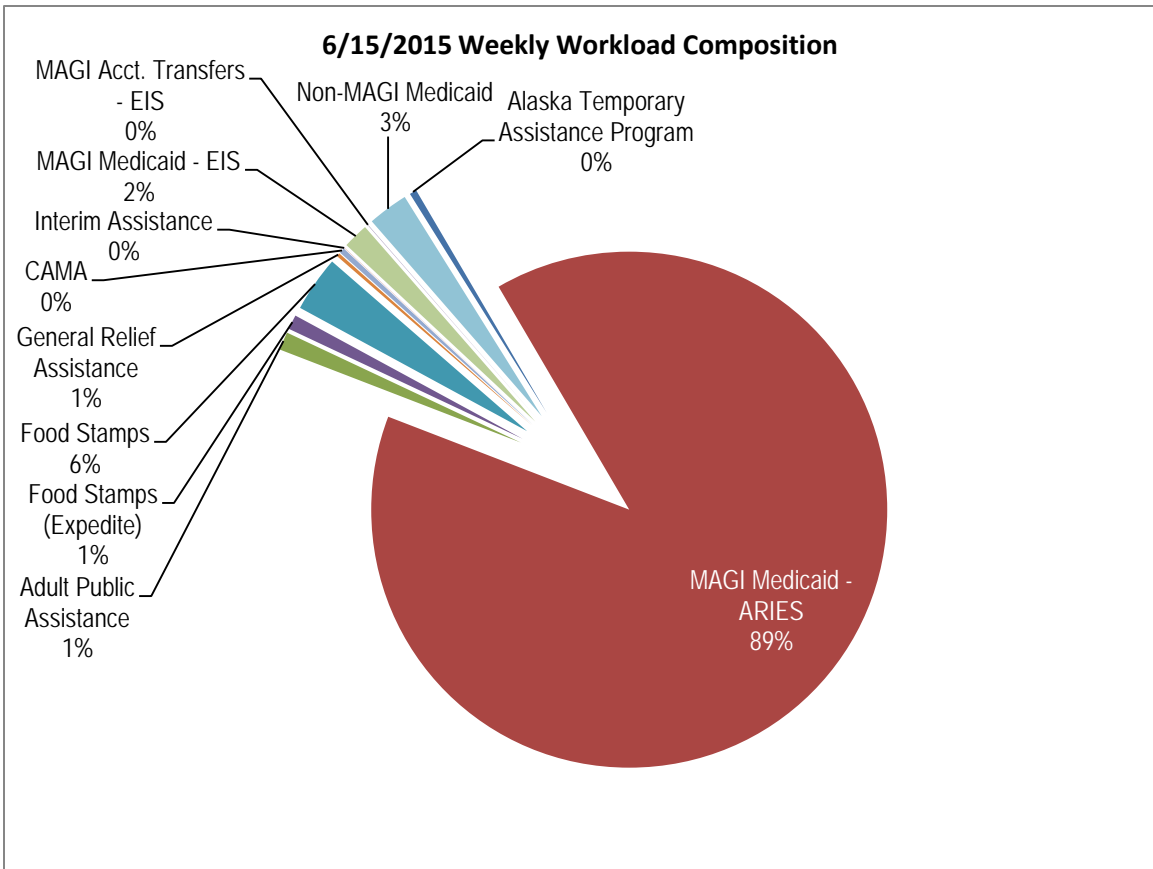
### 6/22/2015 Weekly Workload: Medicaid and All Other Programs by Application Type

	All Other Programs				Medicaid				Total Case Counts	
	Applications		Reviews/Recerts		Applications		Reviews/Recerts			
	6/15/15	6/22/15	6/15/15	6/22/15	6/15/15	6/22/15	6/15/15	6/22/15	6/15/15	6/22/15
Case Count	459	330	174	133	9019	8875	18	16	9670	9354
Average Days	53.5	51.12	48.4	47.41	138.14	140.01	87.28	76.75		
Median Days	47	45	40	39	124	128	66.5	73.5		

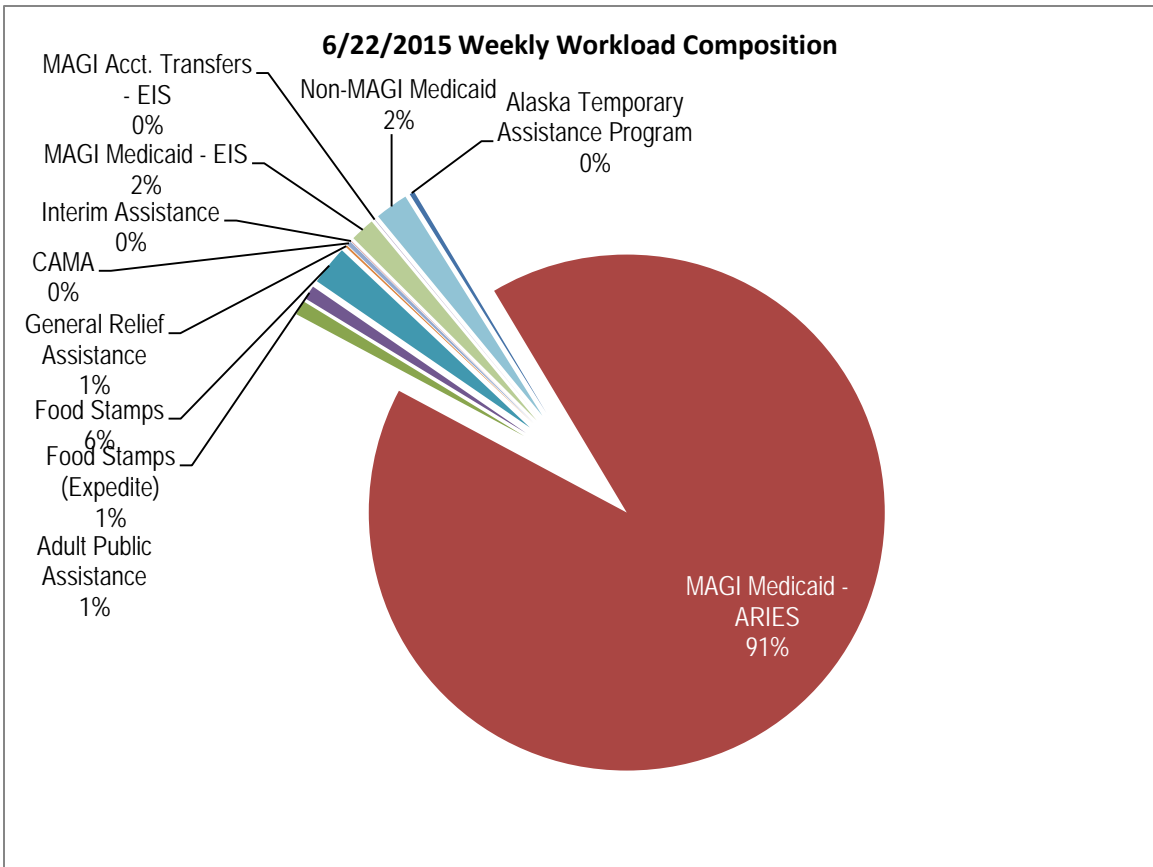
NOTE: EIS applications or cases in "Received" status; ARIES applications in "Complete" or "Received" status.

### 6/22/2015 Weekly Workload by Program

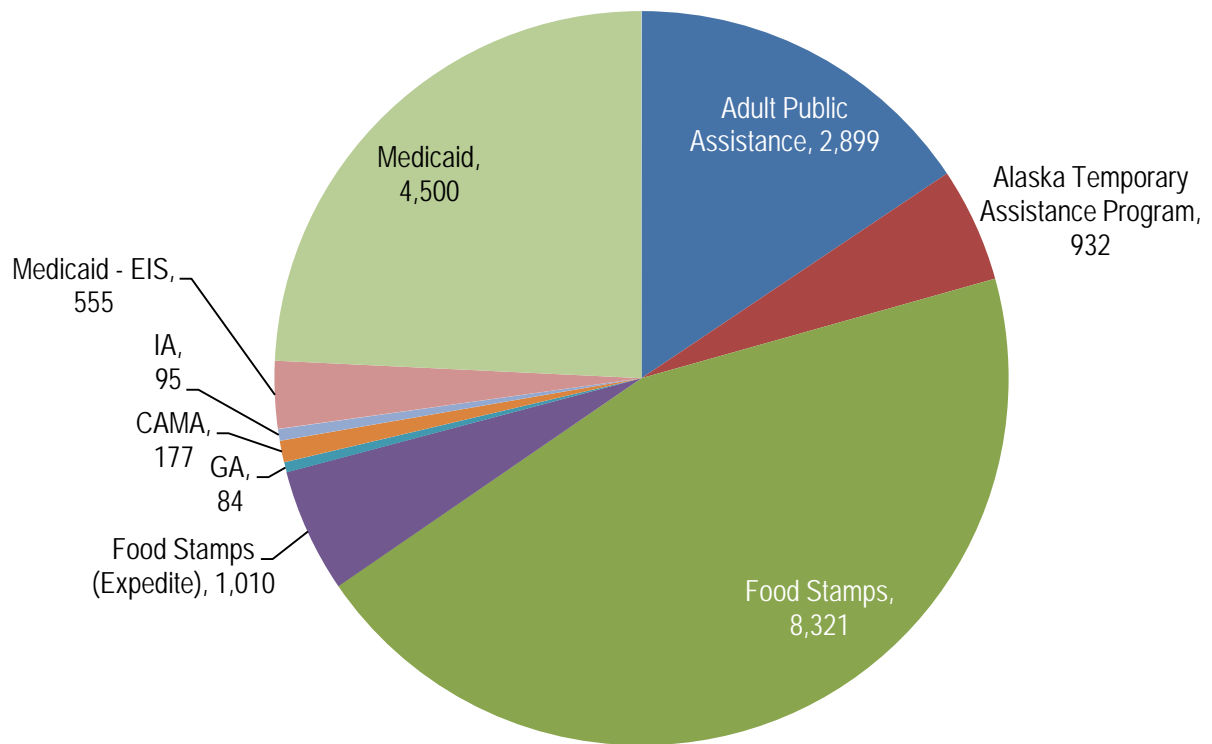
Program	Applications			Reviews/Recerts			Totals		
	6/15/15	6/22/15	Pct. Change	6/15/15	6/22/15	Pct. Change	6/15/15	6/22/15	Pct. Change
Alaska Temporary Assistance Program	33	20	-39.4%	10	9	-10.0%	43	29	-32.6%
Adult Public Assistance	100	76	-24.0%	10	8	-20.0%	110	84	-23.6%
Food Stamps (Expedites)	89	81	-9.0%	-	-	N/A	89	81	-9.0%
Food Stamps	187	117	-37.4%	148	112	-24.3%	335	229	-31.6%
General Assistance (incl. Senior Benefits)	21	11	-47.6%	-	-	*	21	11	-47.6%
CAMA	27	21	-22.2%	6	4	-33.3%	33	25	-24.2%
Interim Assistance	2	4	100.0%	-	-	*	2	4	100.0%
MAGI Med. (ARIES)	8,636	8,549	-1.0%	-	-	N/A	8,636	8,549	-1.0%
MAGI Med. (EIS)	146	136	-6.8%	8	8	0.0%	154	144	-6.5%
MAGI Med. Acct. Transfers (EIS)	3	3	0.0%	-	-	N/A	3	3	0.0%
Non-MAGI Med.	234	187	-20.1%	10	8	-20.0%	244	195	-20.1%
Total	9,478	9,205	-2.9%	192	149	-22.4%	9,670	9,354	-3.3%



NOTE: EIS applications or cases in "Received" status; ARIES applications in "Complete" or "Received" status.  
\*Cannot be divided by 0.



### Total Application Determinations by Program, May 2015



## Weekly Progress on SNAP Backlog

In its May 6, 2015 letter to DPA, the Food and Nutrition Service requires us to meet the following benchmarks related to the SNAP backlog:

### Within 30 days (by June 5<sup>th</sup>)\*

- Eliminate all expedite applications
- Eliminate all initial applications over 90 days old
- Reduce the recertification application backlog by at least 50%

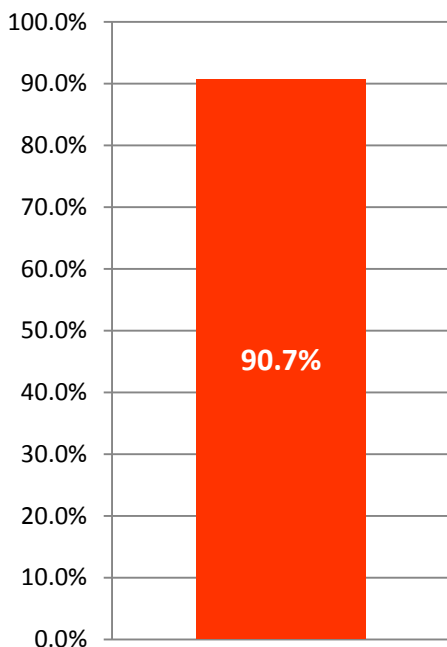
### Within 60 days (by July 5<sup>th</sup>)

- Eliminate all remaining backlog applications

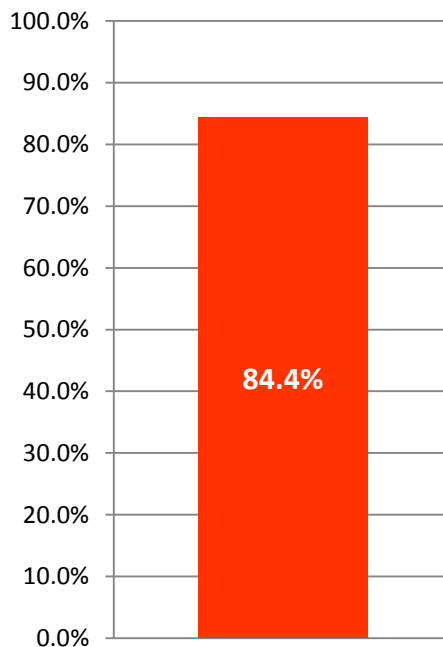
Program	30 Day Goal Remaining Apps (As of 5/4/2015)	06/08/15 Remaining Apps	% of Goal Achieved
<b>Food Stamp Expedites</b>	251	66	73.7%
<b>Food Stamp Non-Expedites over 90 days</b>	66	9	86.4%
<b>Food Stamp Recertifications</b>	487	0	100.0%
<b>Total Number of Applications</b>	804	75	90.7%

Program	60 Day Goal Remaining Apps (As of 5/4/2015)	06/22/15 Remaining Apps	% of Goal Achieved
<b>Food Stamp Expedites</b>	251	81	67.7%
<b>Food Stamp Non-Expedites</b>	761	117	84.6%
<b>Food Stamp Recertifications</b>	973	112	88.5%
<b>Total Number of Applications</b>	1,985	310	84.4%

**SNAP Backlog  
30 Day Goal**



**SNAP Backlog  
60 Day Goal**



*\*30-day Goal figures are static as of the 6/8/15 deadline. Any changes in the SNAP backlog are reflected in the 60-day Goal table and graph.*