

06/08/2105 Workload Update

Last week saw some serious backlog busting with the total backlog dipping below the December 1 benchmark, including very good reductions across virtually all programs! Despite the receipt and registration of delayed FFM transfers (some of which are quite stale), the MAGI Medicaid backlog still dropped by over 200 applications.

It is also exciting that the focused effort on SNAP applications is getting DPA back on that program's timeliness track. Based on our data, DPA's SNAP timeliness was a dismal 67.4% early last December. By the time the sanction letter was received from Food and Nutrition Service (FNS) on May 4th, just over 30 days ago, only 65.2% of applications had timely determinations. Today, DPA has an 88.3% timeliness rate, just below the federal target of 90%, demonstrating an improvement of approximately 23%. This is tremendous progress!

Yet, despite processing nearly 91% of the applications within the 30 day target set by FNS (see SNAP progress report below), 19 of the 804 applications were not completed by June 5 so, the Division did not meet the 30 day target. However, it is certain that the few remaining out-of-date expedite and initial applications over 90 days will be addressed this week. The hard work of all concerned has put the Division in a very good position to meet the 60 day target set by FNS. Fortunately, all of the recent waivers requested from FNS are now approved and will be of assistance in addressing the remainder of the SNAP backlog and ensuring that SNAP determinations remain timely from here on out.

All in all a great week and, once again, DPA, has shown its mettle and can do attitude. What a truly outstanding crew. Thank You!

6/8/2015 Weekly Workload: Medicaid and All Other Programs (Including New and Recertification Applications)

Program	12/1/2014	6/1/2015	6/8/2015
Medicaid	6,325	9,432	9,170
All Other Programs	3,662	1,111	743
Total	9,987	10,543	9,913

NOTE: EIS applications or cases in "Received" status; ARIES applications in "Complete" or "Received" status.

6/8/2015 Weekly Workload: Medicaid and All Other Programs by Application Type

	All Other Programs				Medicaid				Total Case Counts	
	Applications		Reviews/Recerts		Applications		Reviews/Recerts			
	6/1/15	6/8/15	6/1/15	6/8/15	6/1/15	6/8/15	6/1/15	6/8/15	6/1/15	6/8/15
Case Count	786	532	325	211	9407	9152	25	18	10543	9913
Average Days	57.15	56.62	47.92	46.53	130.82	134.97	89.68	93.89		
Median Days	55	54	45	38	116	121	61	66		

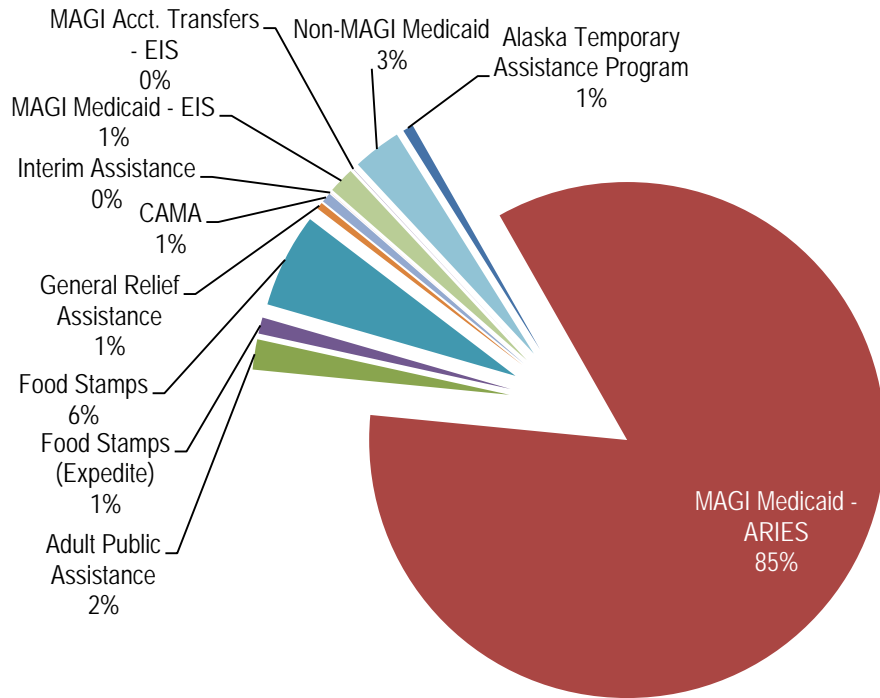
NOTE: EIS applications or cases in "Received" status; ARIES applications in "Complete" or "Received" status.

6/8/2015 Weekly Workload by Program

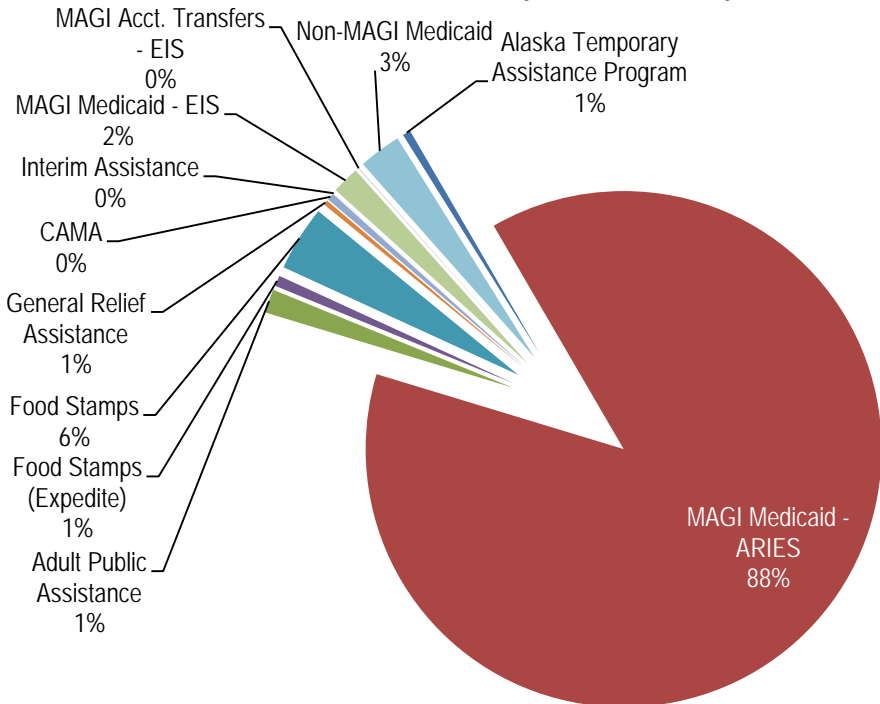
Program	Applications			Reviews/Recerts			Totals		
	6/1/15	6/8/15	Pct. Change	6/1/15	6/8/15	Pct. Change	6/1/15	6/8/15	Pct. Change
Alaska Temporary Assistance Program	58	44	-24.1%	12	6	-50.0%	70	50	-28.6%
Adult Public Assistance	176	131	-25.6%	23	16	-30.4%	199	147	-26.1%
Food Stamps (Expedites)	108	66	-38.9%	-	-	N/A	108	66	-38.9%
Food Stamps	340	223	-34.4%	283	181	-36.0%	623	404	-35.2%
General Assistance (including Senior Benefits)	45	30	-33.3%	-	-	*	45	30	-33.3%
CAMA	58	37	-36.2%	7	8	14.3%	65	45	-30.8%
Interim Assistance	1	1	0.0%	-	-	*	1	1	0.0%
MAGI Med. (ARIES)	8,939	8,731	-2.3%	-	-	N/A	8,939	8,731	-2.3%
MAGI Med. (EIS)	161	162	0.6%	9	9	0.0%	170	171	0.6%
MAGI Med. Acct. Transfers (EIS)	3	3	0.0%	-	-	N/A	3	3	0.0%
Non-MAGI Med.	304	256	-15.8%	16	9	-43.8%	320	265	-17.2%
Total	10,193	9,684	-5.0%	350	229	-34.6%	10,543	9,913	-6.0%

NOTE: EIS applications or cases in "Received" status; ARIES applications in "Complete" or "Received" status.
*Cannot be divided by 0.

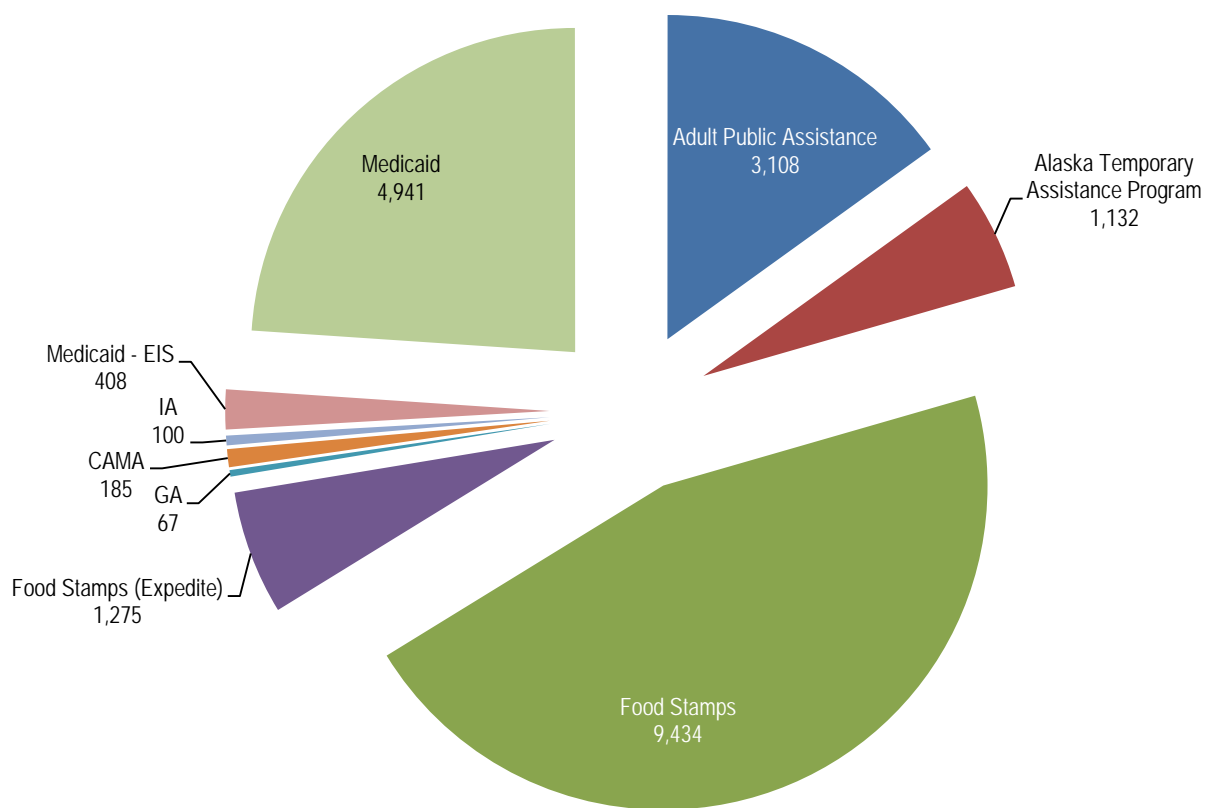
6/1/2015 Weekly Workload Composition



6/8/2015 Weekly Workload Composition



Total Application Determinations by Program, April 2015



Weekly Progress on SNAP Backlog

In its May 6, 2015 letter to DPA, the Food and Nutrition Service requires us to meet the following benchmarks related to the SNAP backlog:

Within 30 days (by June 5th)

- Eliminate all expedite applications
- Eliminate all initial applications over 90 days old
- Reduce the recertification application backlog by at least 50%

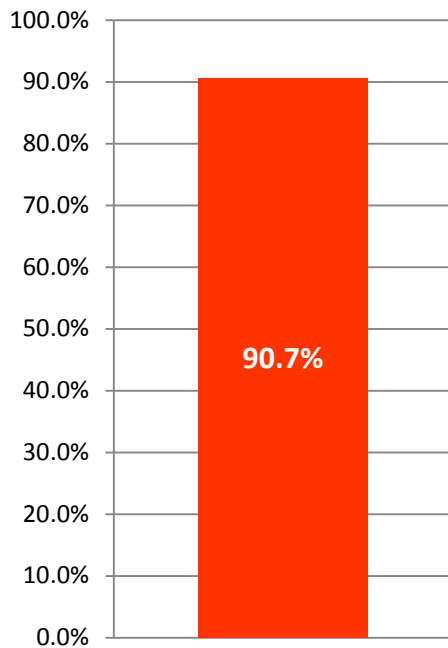
Within 60 days (by July 5th)

- Eliminate all remaining backlog applications

Program	30 Day Goal Remaining Apps (As of 5/4/2015)	06/08/15 Remaining Apps	% of Goal Achieved
Food Stamp Expedites	251	66	73.7%
Food Stamp Non-Expedites over 90 days	66	9	86.4%
Food Stamp Recertifications	487	0	100.0%
Total Number of Applications	804	75	90.7%

Program	60 Day Goal Remaining Apps (As of 5/4/2015)	06/08/15 Remaining Apps	% of Goal Achieved
Food Stamp Expedites	251	66	73.7%
Food Stamp Non-Expedites	761	223	70.7%
Food Stamp Recertifications	973	181	81.4%
Total Number of Applications	1,985	470	76.3%

SNAP Backlog 30 Day Goal



SNAP Backlog 60 Day Goal

