

06/01/2015 Weekly Workload Update

Today, the Commissioner and I are meeting with SNAP Western Region Administrators. Naturally, the SNAP sanction and backlog will be a point of discussion. The work that has been done and done so well over the last couple of weeks is going to make that a much easier conversation. Elaine Rich, our Chief of Program Integrity, recently noted that “an amazing amount of work is being done in the field! DPA is processing many more applications than just the original SNAP backlog. For example, there were 1,985 FS applications out of timeframes on May 4th. As of 6/1, 731 applications remain, which is a decrease of 1,254 applications. However, we processed 2,369 FS applications from May 4th – June 1st, which means that an additional 1,115 FS applications were worked, preventing them from adding to the backlog.” Your efforts so far have brought us very close to our target, but the first deadline is coming up fast. With fewer than 800 SNAP applications still in backlog, I know DPA can and will do it. Even with the pressure created by the SNAP sanction, to address the incoming work is getting done and the backlog of other programs is also getting whittled away. What an incredible team!

6/1/2015 Weekly Workload: Medicaid and All Other Programs (Including New and Recertification Applications)

Program	12/1/2014	5/25/2015	6/1/2015
Medicaid	6,325	9,383	9,432
All Other Programs	3,662	1,467	1,111
Total	9,987	10,850	10,543

NOTE: EIS applications or cases in "Received" status; ARIES applications in "Complete" or "Received" status.

6/1/2015 Weekly Workload: Medicaid and All Other Programs by Application Type

	All Other Programs				Medicaid				Total Case Counts	
	Applications		Reviews/Recerts		Applications		Reviews/Recerts			
	5/25/15	6/1/15	5/25/15	6/1/15	5/25/15	6/1/15	5/25/15	6/1/15	5/25/15	6/1/15
Case Count	954	786	513	325	9356	9407	27	25	10850	10543
Average Days	56.83	57.15	51.45	47.92	128.62	130.82	73.56	89.68		
Median Days	53	55	48	45	112	116	60	61		

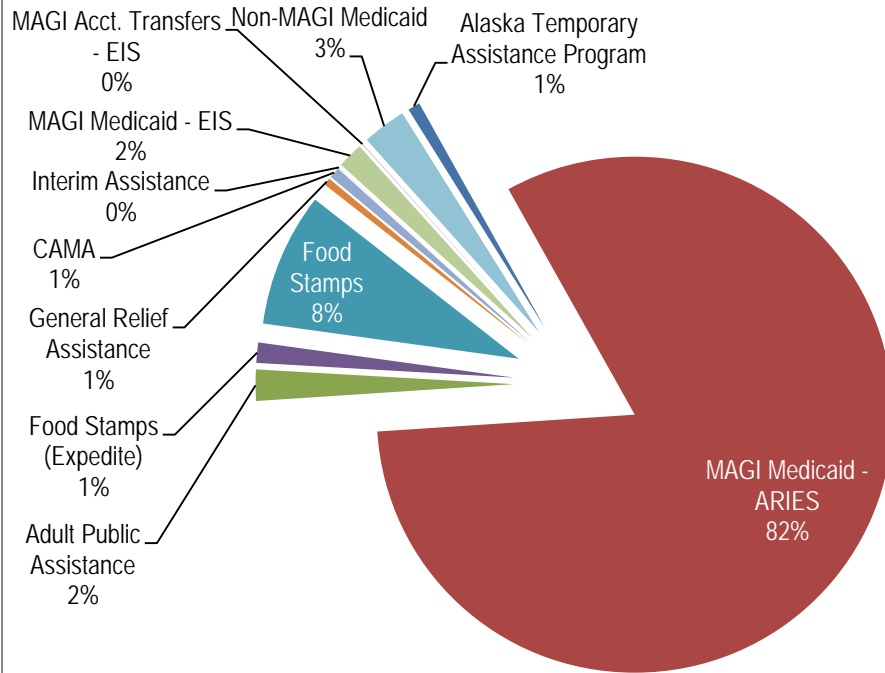
NOTE: EIS applications or cases in "Received" status; ARIES applications in "Complete" or "Received" status.

6/1/2015 Weekly Workload by Program

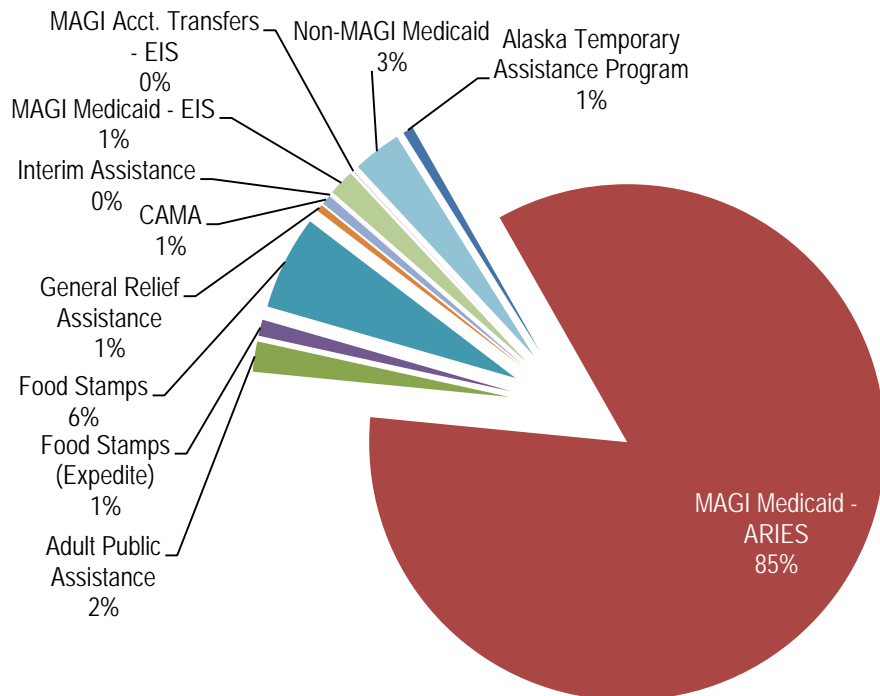
Program	Applications			Reviews/Recerts			Totals		
	5/25/15	6/1/15	Pct. Change	5/25/15	6/1/15	Pct. Change	5/25/15	6/1/15	Pct. Change
Alaska Temporary Assistance Program	75	58	-22.7%	8	12	50.0%	83	70	-15.7%
Adult Public Assistance	194	176	-9.3%	18	23	27.8%	212	199	-6.1%
Food Stamps (Expedites)	138	108	-21.7%	-	-	N/A	138	108	-21.7%
Food Stamps	432	340	-21.3%	477	283	-40.7%	909	623	-31.5%
General Assistance (including Senior Benefits)	50	45	-10.0%	-	-	*	50	45	-10.0%
CAMA	64	58	-9.4%	10	7	-30.0%	74	65	-12.2%
Interim Assistance	1	1	0.0%	-	-	*	1	1	0.0%
MAGI Med. (ARIES)	8,906	8,939	0.4%	-	-	N/A	8,906	8,939	0.4%
MAGI Med. (EIS)	167	161	-3.6%	8	9	12.5%	175	170	-2.9%
MAGI Med. Acct. Transfers (EIS)	4	3	-25.0%	-	-	N/A	4	3	-25.0%
Non-MAGI Med.	279	304	9.0%	19	16	-15.8%	298	320	7.4%
Total	10,310	10,193	-1.1%	540	350	-35.2%	10,850	10,543	-2.8%

NOTE: EIS applications or cases in "Received" status; ARIES applications in "Complete" or "Received" status.
*Cannot be divided by 0.

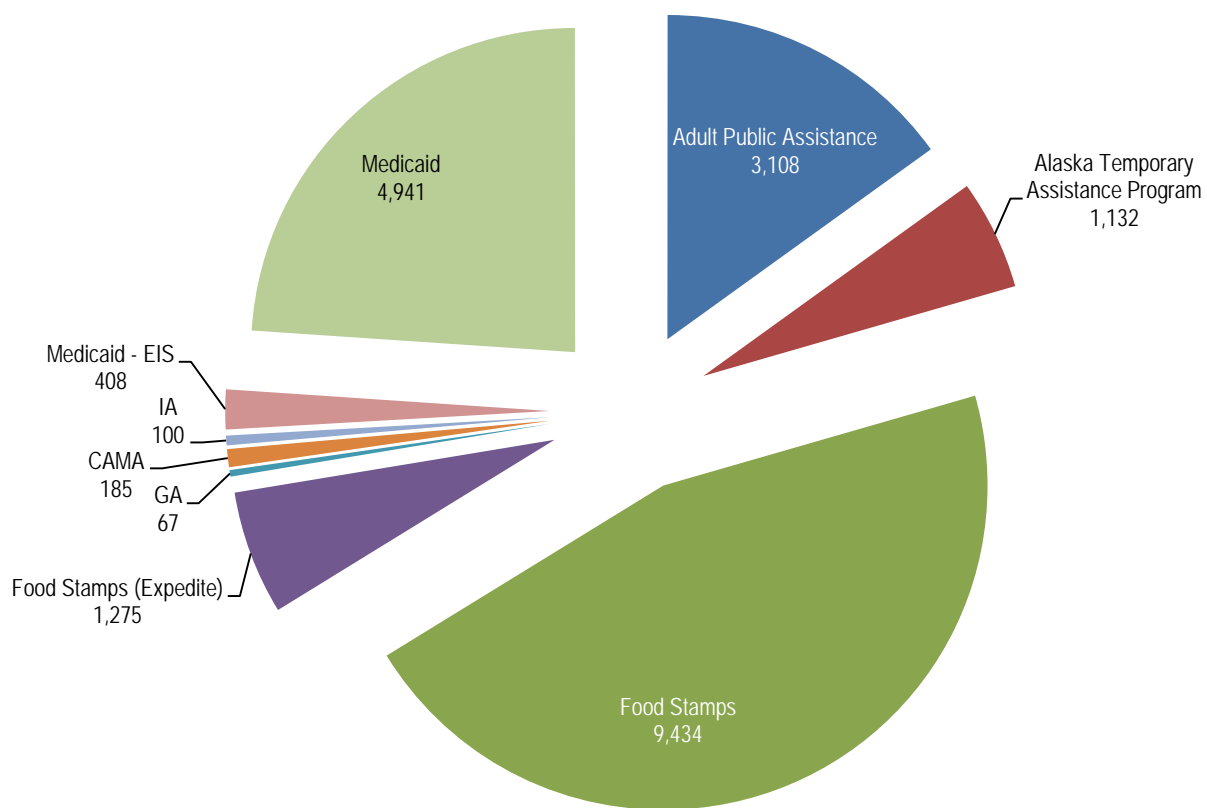
5/25/2015 Weekly Workload Composition



6/1/2015 Weekly Workload Composition



Total Application Determinations by Program, April 2015



Weekly Progress on SNAP Backlog

In its May 6, 2015 letter to DPA, the Food and Nutrition Service requires us to meet the following benchmarks related to the SNAP backlog:

Within 30 days (by June 5th)

- Eliminate all expedite applications
- Eliminate all initial applications over 90 days old
- Reduce the recertification application backlog by at least 50%

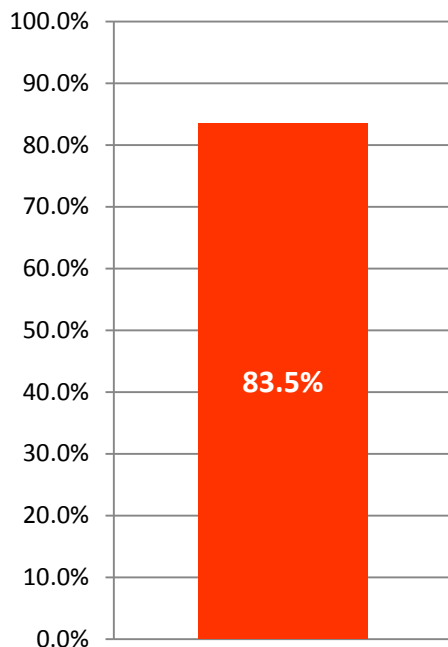
Within 60 days (by July 5th)

- Eliminate all remaining backlog applications

Program	30 Day Goal Remaining Apps (As of 5/4/2015)	06/01/15 Remaining Apps	% of Goal Achieved
Food Stamp Expedites	251	108	57.0%
Food Stamp Non-Expedites over 90 days	66	25	62.1%
Food Stamp Recertifications	487	0	100.0%
Total Number of Applications	804	133	83.5%

Program	60 Day Goal Remaining Apps (As of 5/4/2015)	06/01/15 Remaining Apps	% of Goal Achieved
Food Stamp Expedites	251	108	57.0%
Food Stamp Non-Expedites	761	340	55.3%
Food Stamp Recertifications	973	283	70.9%
Total Number of Applications	1,985	731	63.2%

SNAP Backlog 30 Day Goal



SNAP Backlog 60 Day Goal

