

05/18/2015 Weekly Workload Update

Just a short note and a big HURRAH this week with excellent progress made on addressing our SNAP backlog! Last week also saw drops in the backlog across all programs with the exception of Medicaid. A spike in Medicaid backlog was anticipated as more effort went into the registration of FFM accounts and SSP applications. While it resulted in a big rise in the Medicaid backlog, the great effort made across all programs kept growth in the total backlog down. Thank you all for keeping the pedal to the metal!

5/18/2015 Weekly Workload: Medicaid and All Other Programs (Including New and Recertification Applications)

Program	12/1/2014	5/11/2015	5/18/2015
Medicaid	6,325	9,066	9,429
All Other Programs	3,662	2,426	2,080
Total	9,987	11,492	11,509

NOTE: EIS applications or cases in "Received" status; ARIES applications in "Complete" or "Received" status.

5/18/2015 Weekly Workload: Medicaid and All Other Programs by Application Type

	All Other Programs				Medicaid				Total Case Counts	
	Applications		Reviews/Recerts		Applications		Reviews/Recerts		5/11/15	5/18/15
	5/11/15	5/18/15	5/11/15	5/18/15	5/11/15	5/18/15	5/11/15	5/18/15		
Case Count	1457	1255	969	825	9046	9397	20	32	11492	11509
Average Days	54.73	55.77	48.63	48.99	125.5	126.63	76	66.63		
Median Days	48	52	40	45	108	110	64.5	52.5		

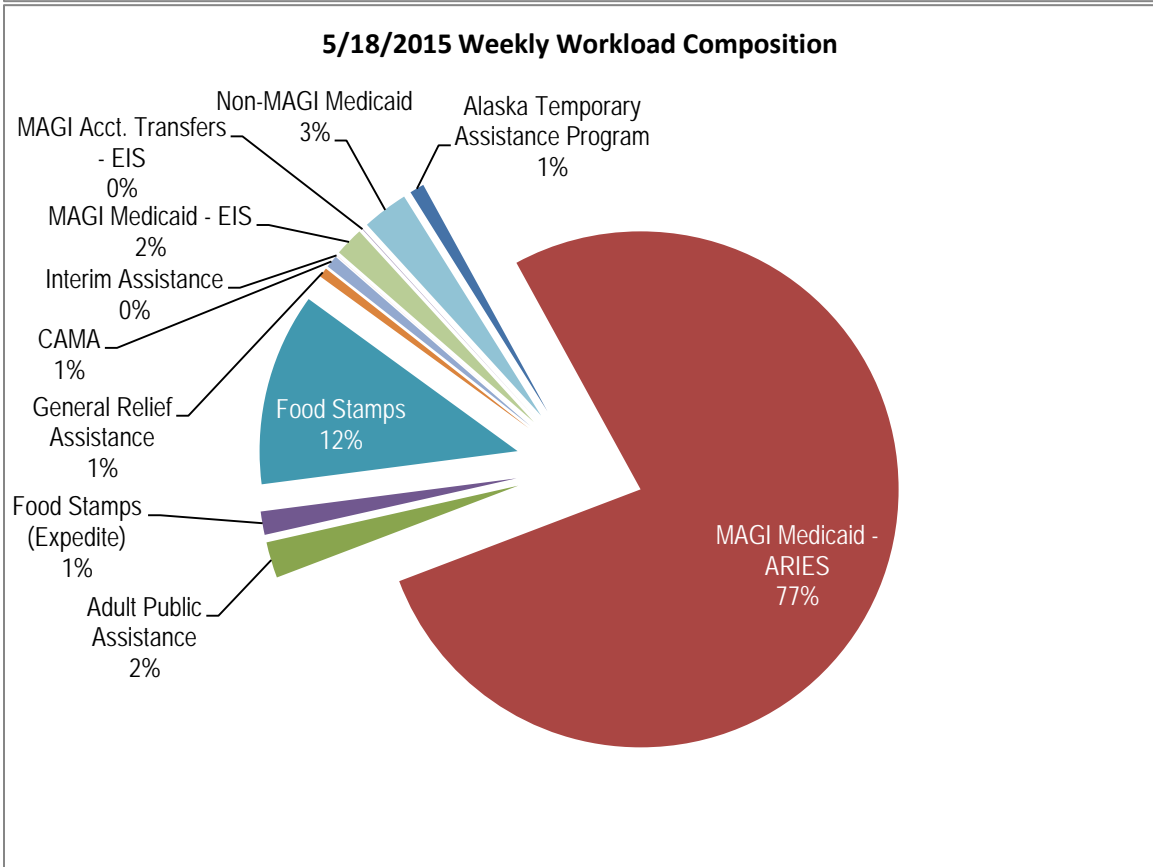
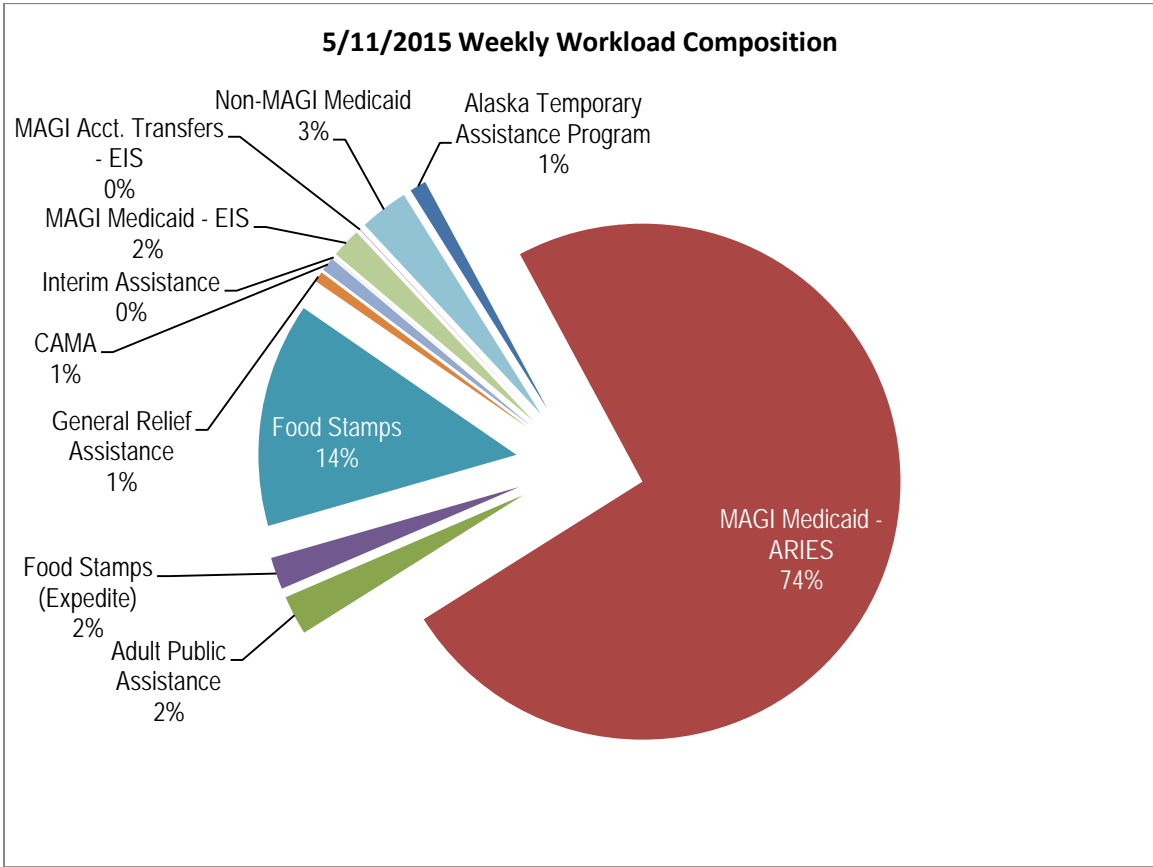
NOTE: EIS applications or cases in "Received" status; ARIES applications in "Complete" or "Received" status.

5/18/2015 Weekly Workload by Program

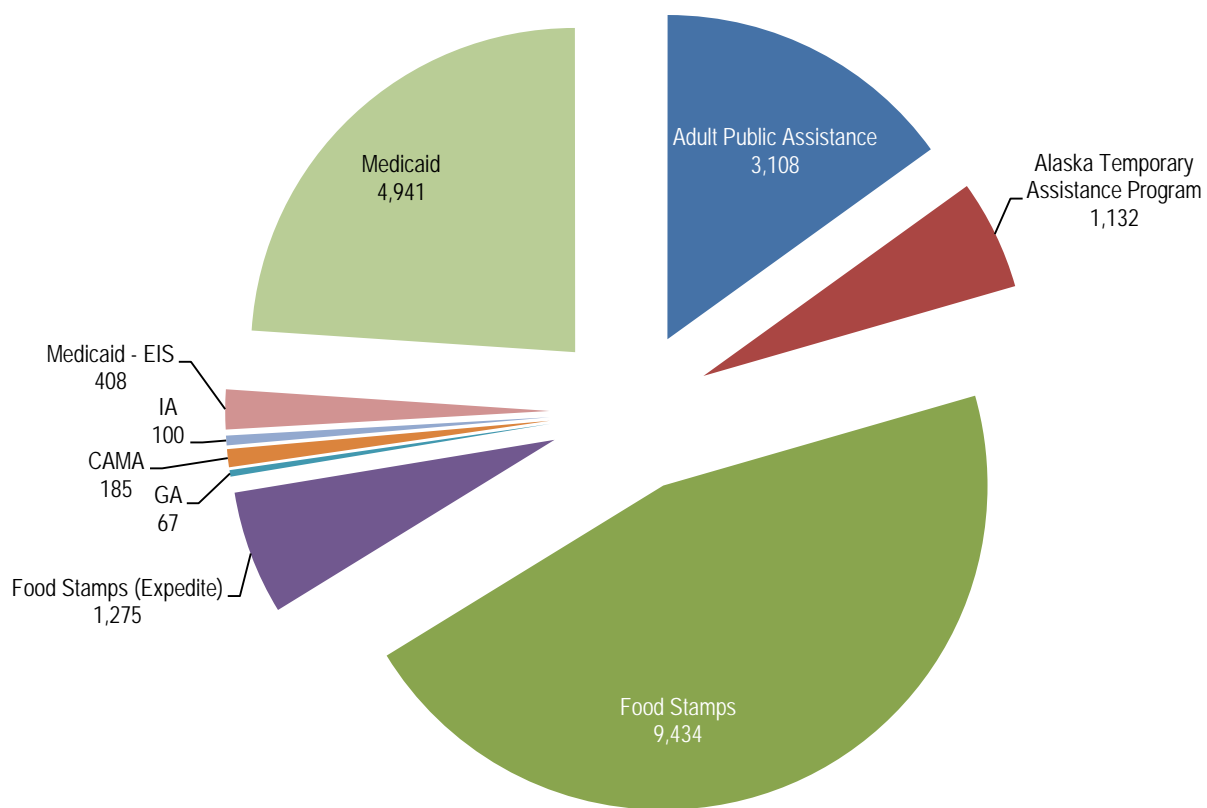
Program	Applications			Reviews/Recerts			Totals		
	5/11/15	5/18/15	Pct. Change	5/11/15	5/18/15	Pct. Change	5/11/15	5/18/15	Pct. Change
Alaska Temporary Assistance Program	104	96	-7.7%	13	8	-38.5%	117	104	-11.1%
Adult Public Assistance	251	232	-7.6%	34	27	-20.6%	285	259	-9.1%
Food Stamps (Expedites)	230	169	-26.5%	-	-	N/A	230	169	-26.5%
Food Stamps	714	610	-14.6%	902	779	-13.6%	1,616	1,389	-14.0%
General Assistance (including Senior Benefits)	75	69	-8.0%	-	-	*	75	69	-8.0%
CAMA	81	78	-3.7%	20	11	-45.0%	101	89	-11.9%
Interim Assistance	2	1	-50.0%	-	-	*	2	1	-50.0%
MAGI Med. (ARIES)	8,497	8,886	4.6%	-	-	N/A	8,497	8,886	4.6%
MAGI Med. (EIS)	209	200	-4.3%	5	7	40.0%	214	207	-3.3%
MAGI Med. Acct. Transfers (EIS)	5	5	0.0%	-	-	N/A	5	5	0.0%
Non-MAGI Med.	335	306	-8.7%	15	25	66.7%	350	331	-5.4%
Total	10,503	10,652	1.4%	989	857	-13.3%	11,492	11,509	0.1%

NOTE: EIS applications or cases in "Received" status; ARIES applications in "Complete" or "Received" status.

*Cannot be divided by 0.



Total Application Determinations by Program, April 2015



Weekly Progress on SNAP Backlog

In its May 6, 2015 letter to DPA, the Food and Nutrition Service requires us to meet the following benchmarks related to the SNAP backlog:

Within 30 days (by June 5th)

- Eliminate all expedite applications
- Eliminate all initial applications over 90 days old
- Reduce the recertification application backlog by at least 50%

Within 60 days (by July 5th)

- Eliminate all remaining backlog applications

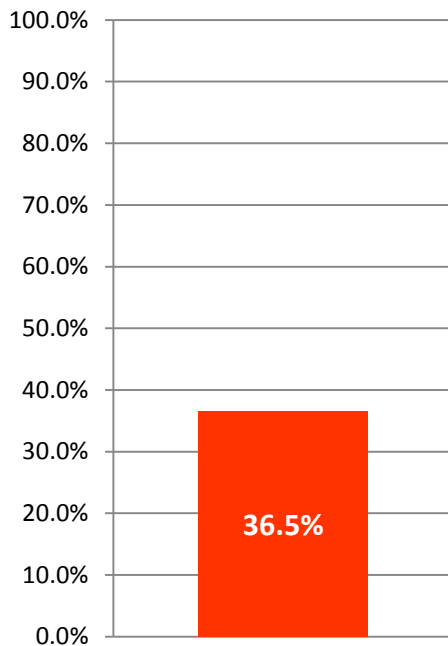
Program	30 Day Goal	05/11/15	05/18/15	% of Goal Achieved
Food Stamp Expedites	251	21	82	32.7%
Food Stamp Non-Expedites over 90 days	108	14	33	30.6%
Food Stamp Recertifications	487	71	194	39.8%

Total Number of Applications	846	106	309	36.5%
-------------------------------------	-----	-----	-----	-------

Program	60 Day Goal	05/11/15	05/18/15	% of Goal Achieved
Food Stamp Expedites	251	21	82	32.7%
Food Stamp Non-Expedites	761	47	151	19.8%
Food Stamp Recertifications	973	71	194	19.9%

Total Number of Applications	1,985	139	427	21.5%
-------------------------------------	-------	-----	-----	-------

SNAP Backlog 30 Day Goal



SNAP Backlog 60 Day Goal

