

Workload Backlog: All Programs (Non-Medicaid) by Application Type as of 4/25/2016

	All Other Programs				Total Case Counts	
	Applications		Reviews/Recerts		3/28/16	4/25/16
	3/28/16	4/25/16	3/28/16	4/25/16		
Case Count	626	548	432	169	1,058	717
Average Days	39.04	41.93	39.44	46.29		
Median Days	37	38	34	41		

NOTE: Contains EIS applications or cases in "Received" status.

"All Programs" refers to non-Medicaid cases over 30 days, and FS Expedites over 7 days.

Workload Backlog by Program (Non-Medicaid) as of 4/25/2016

Program	Applications			Reviews/Recerts			Totals		
	3/28/16	4/25/16	Pct.	3/28/16	4/25/16	Pct.	3/28/16	4/25/16	Pct.
			Change			Change			Change
Alaska Temporary Assistance Program	46	50	8.7%	34	6	-82.4%	80	56	-30.0%
Adult Public Assistance	91	101	11.0%	47	-	-100.0%	138	101	-26.8%
Food Stamps (Expedites)	128	121	-5.5%	-	-	N/A	128	121	-5.5%
Food Stamps	275	236	-14.2%	334	161	-51.8%	609	397	-34.8%
General Assistance (including Senior Benefits)	81	40	-50.6%	17	2	-88.2%	98	42	-57.1%
CAMA	1	-	-100.0%	-	-	*	1	-	-100.0%
Interim Assistance	4	-	-100.0%	-	-	*	4	-	-100.0%
Total	626	548	-12.5%	432	169	-60.9%	1,058	717	-32.2%

NOTE: EIS applications or cases in "Received" status.

*Cannot be divided by 0.

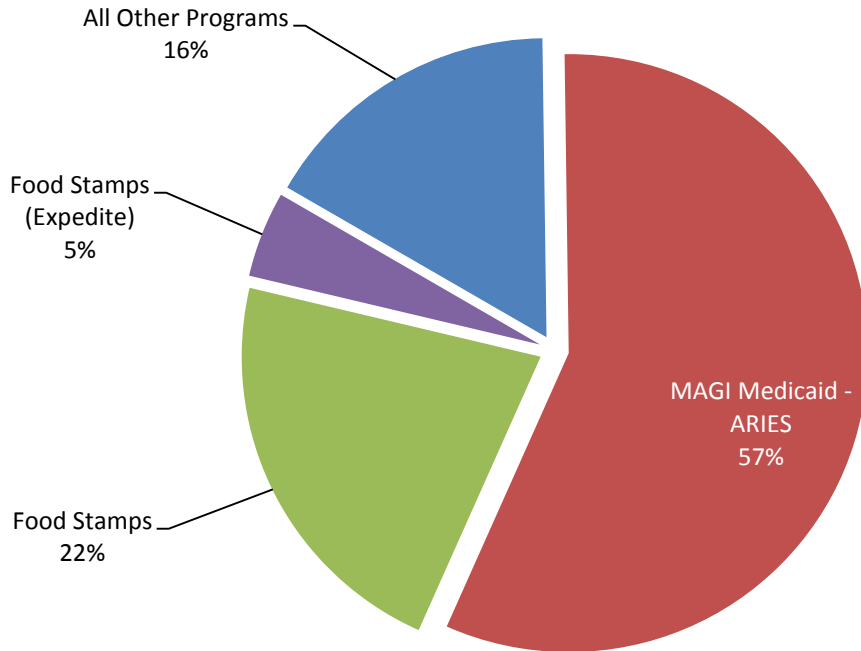
Additional Resources

For information on current Medicaid backlog, please view the latest monthly report at http://dhss.alaska.gov/HealthyAlaska/Documents/backlog_update.pdf.

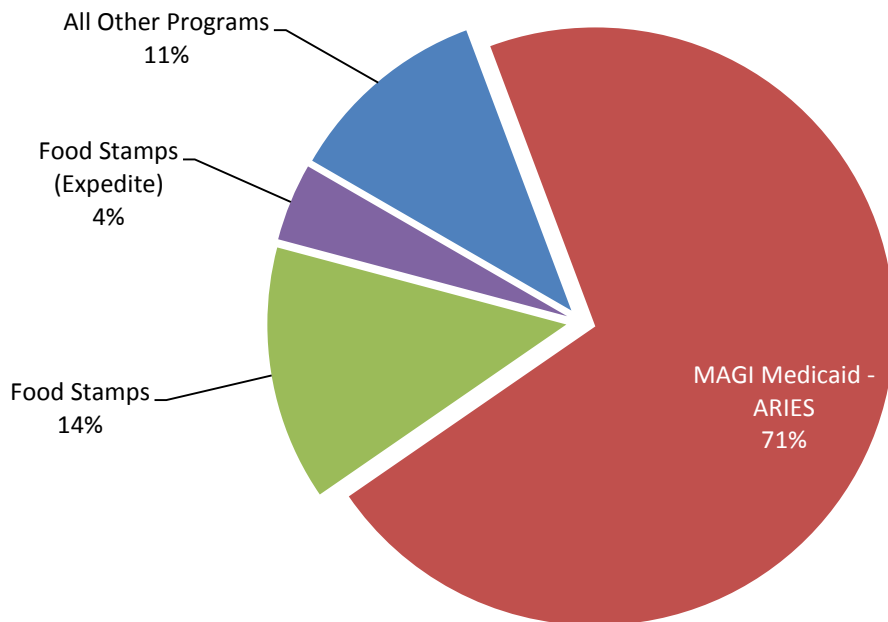
Current information on Medicaid enrollment numbers can be found on the Department's Healthy Alaska website: <http://dhss.alaska.gov/HealthyAlaska/Pages/dashboard.aspx>.

For information on all other Division of Public Assistance programs, please go to <http://dhss.alaska.gov/dpa/Pages/Dashboard.aspx>

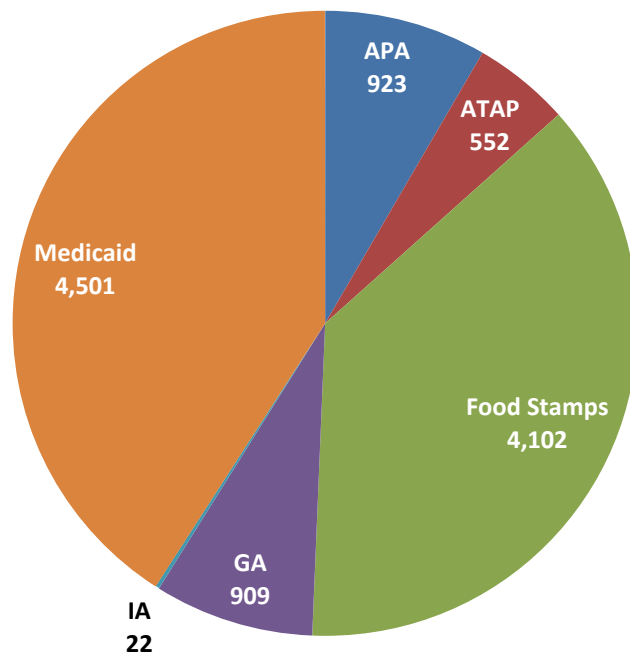
3/28/2016 Workload - All Programs Backlog



4/25/2016 Workload - All Programs Backlog



Initial Applications by Program, March 2016



Case Determinations by Program, March 2016

