

04/13/15 Weekly Workload Update

Let's do the numbers! As official master of the obvious, I'd like to point out, for the first time since December 2014, the total number of applications out of timeframes has dropped when compared to the prior week.

Way to go team! The Commissioner's immediate response to news was to voice her gratitude for the incredible people doing the work that made the difference. So, on behalf of Val, Qu yana caknek! Thank you very much!

A big catalyst for the drop in the overall backlog was an almost 25% reduction in the number of expedited SNAP applications in the backlog. The Weekly Workload by Program clearly shows drops, albeit modest declines, in the backlog for many other program areas as well. You are moving the needle on the backlog. Congratulations!

In addition to the tremendous effort on the backlog, everyone is laboring like Heracles to address the incoming work as quickly as possible. As you can see from final the pie chart, almost 28,000 application determinations were processed last month. Today, we have almost 65,000 Alaskans receiving benefits via ARIES. That's, just over half of all the Medicaid recipients we typically serve. It is proof that great staff with the right tools can get the job done.

4/13/2015 Weekly Workload: Medicaid and All Other Programs (Including New and Recertification Applications)

Program	4/6/2015	4/13/2015
Medicaid	9,239	9,238
All Other Programs	3,291	2,961
Total	12,530	12,199

NOTE: EIS applications or cases in "Received" status; ARIES applications in "Complete" or "Received" status.

4/13/2015 Weekly Workload: Medicaid and All Other Programs by Application Type

	All Other Programs				Medicaid				Total Case Counts	
	Applications		Reviews/Recerts		Applications		Reviews/Recerts		4/6/15	4/13/15
	4/6/15	4/13/15	4/6/15	4/13/15	4/6/15	4/13/15	4/6/15	4/13/15		
Case Count	2195	2025	1096	936	9206	9222	33	16	12530	12199
Average Days	58.48	56.94	49.54	51.22	121.27	121.46	71.03	101.31		
Median Days	53	51	39	41	105	104	62	80		

NOTE: EIS applications or cases in "Received" status; ARIES applications in "Complete" or "Received" status.

Prepared by: Alaska Department of Health and Social Services, Division of Public Assistance, Research and Analysis Unit.

Date Prepared: April 6, 2015

Source: EIS, ARIES

File: C:\Users\Cbutcher\AppData\Local\Microsoft\Windows\Temporary Internet Files\Content.Outlook\TIMK4SEM\20150413 Weekly Workload (FIN).Docx

4/13/2015 Weekly Workload by Program

Program	Applications			Reviews/Recerts			Totals		
	4/6/15	4/13/15	Pct. Change	4/6/15	4/13/15	Pct. Change	4/6/15	4/13/15	Pct. Change
Alaska Temporary Assistance Program	144	143	-0.7%	30	16	-46.7%	174	159	-8.6%
Adult Public Assistance	274	278	1.5%	96	69	-28.1%	370	347	-6.2%
Food Stamps (Expedites)	731	550	-24.8%	-	-	N/A	731	550	-24.8%
Food Stamps	843	864	2.5%	947	834	-11.9%	1,790	1,698	-5.1%
General Assistance (incl. Senior Benefits)	115	103	-10.4%	-	-	*	115	103	-10.4%
CAMA	87	85	-2.3%	23	17	-26.1%	110	102	-7.3%
Interim Assistance	1	2	100.0%	-	-	*	1	2	100.0%
MAGI Med. (ARIES)	8,429	8,509	0.9%	-	-	N/A	8,429	8,509	0.9%
MAGI Med. (EIS)	352	310	-11.9%	-	-	*	352	310	-11.9%
MAGI Med. Acct. Transfers (EIS)	3	4	33.3%	-	-	N/A	3	4	33.3%
Non-MAGI Med.	422	399	-5.5%	33	16	-51.5%	455	415	-8.8%
Total	11,401	11,247	-1.4%	1,129	952	-15.7%	12,530	12,199	-2.6%

NOTE: EIS applications or cases in "Received" status; ARIES applications in "Complete" or "Received" status.
*Cannot be divided by 0.

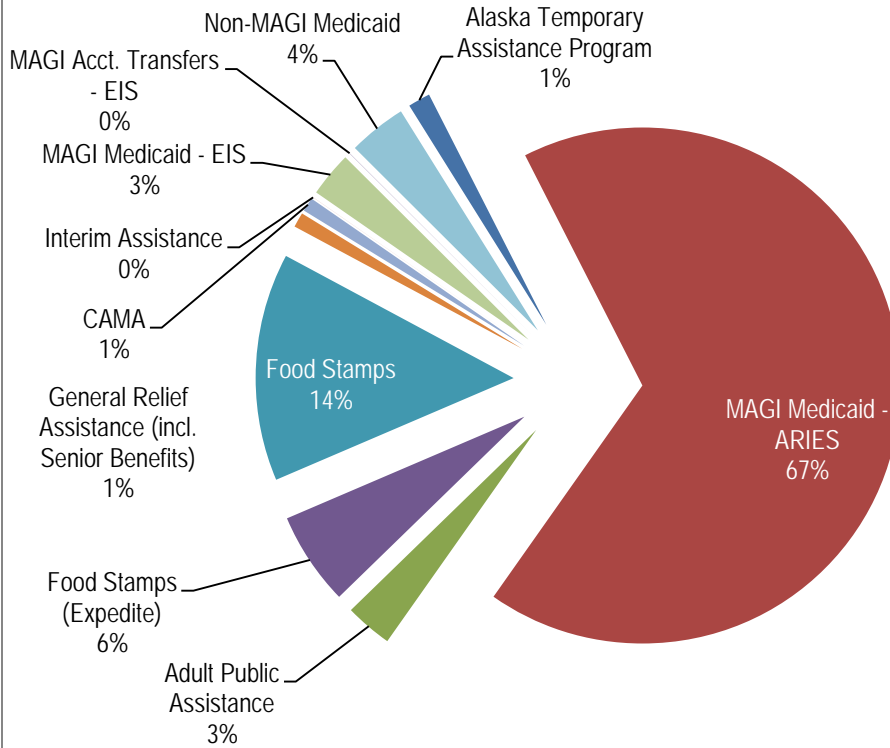
Prepared by: Alaska Department of Health and Social Services, Division of Public Assistance, Research and Analysis Unit.

Date Prepared: April 6, 2015

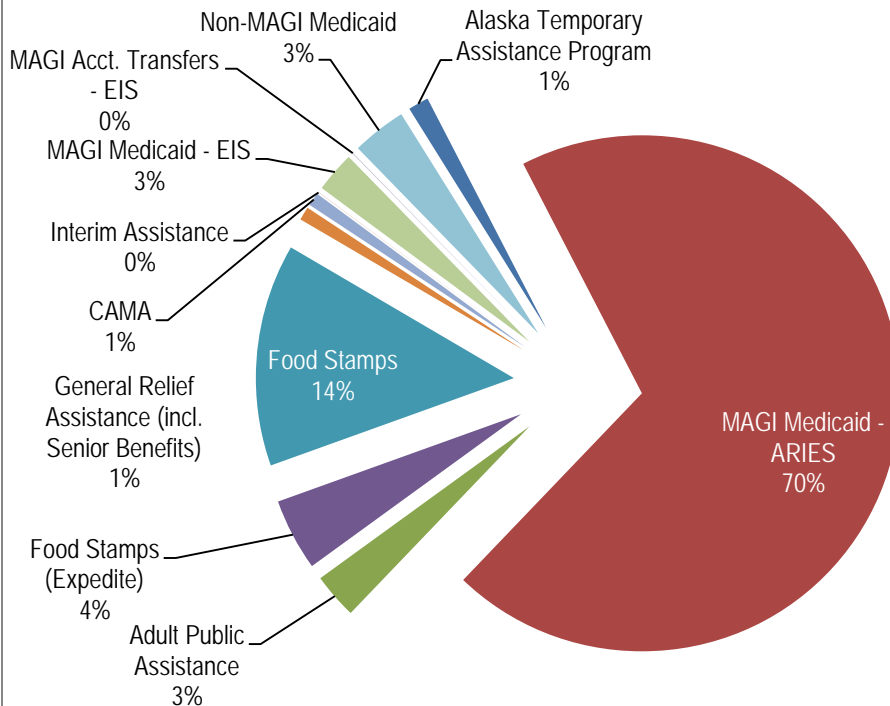
Source: EIS, ARIES

File: C:\Users\Cbutcher\AppData\Local\Microsoft\Windows\Temporary Internet Files\Content.Outlook\TIMK4SEM\20150413 Weekly Workload (FIN).Docx

4/6/2015 Weekly Workload Composition



4/13/2015 Weekly Workload Composition



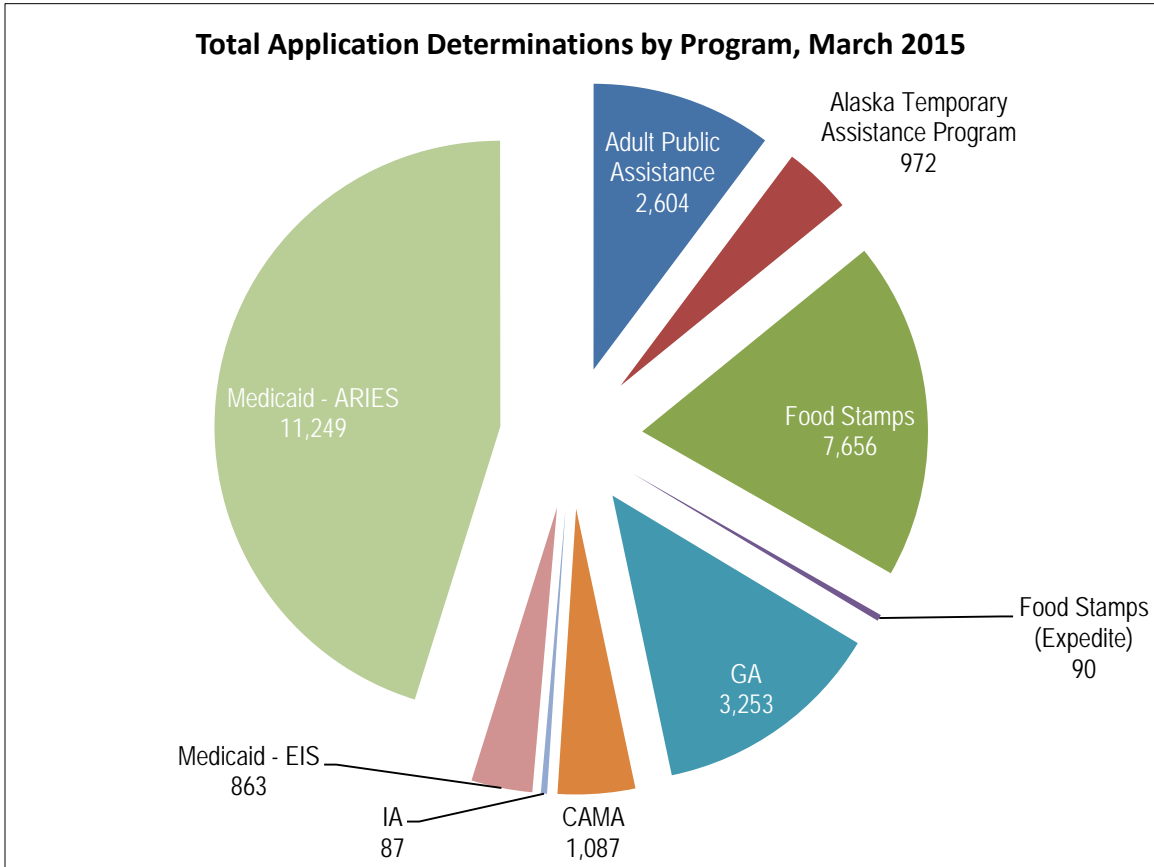
Prepared by: Alaska Department of Health and Social Services, Division of Public Assistance, Research and Analysis Unit.

Date Prepared: April 6, 2015

Source: EIS, ARIES

File: C:\Users\Cbutcher\AppData\Local\Microsoft\Windows\Temporary Internet Files\Content.Outlook\TIMK4SEM\20150413 Weekly Workload (FIN).Docx

Total Application Determinations by Program, March 2015



Prepared by: Alaska Department of Health and Social Services, Division of Public Assistance, Research and Analysis Unit.
Date Prepared: April 6, 2015

Source: EIS, ARIES

File: C:\Users\Cbutcher\AppData\Local\Microsoft\Windows\Temporary Internet Files\Content.Outlook\TIMK4SEM\20150413 Weekly Workload (FIN).Docx