

Workload Backlog: All Programs (Non-Medicaid) by Application Type as of 3/28/2016

	All Other Programs				Total Case Counts	
	Applications		Reviews/Recerts		2/29/16	3/28/16
	2/29/16	3/28/16	2/29/16	3/28/16		
Case Count	581	626	119	432	700	1,058
Average Days	37.15	39.04	45.91	39.44		
Median Days	34	37	39	34		

NOTE: Contains EIS applications or cases in "Received" status.

"All Programs" refers to non-Medicaid cases over 30 days, and FS Expedites over 7 days.

Workload Backlog by Program (Non-Medicaid) as of 3/28/2016

Program	Applications			Reviews/Recerts			Totals		
	2/29/16	3/28/16	Pct.	2/29/16	3/28/16	Pct.	2/29/16	3/28/16	Pct.
			Change			Change			Change
Alaska Temporary Assistance Program	55	46	-16.4%	7	34	385.7%	62	80	29.0%
Adult Public Assistance	81	91	12.3%	7	47	571.4%	88	138	56.8%
Food Stamps (Expedites)	114	128	12.3%	-	-	N/A	114	128	12.3%
Food Stamps	255	275	7.8%	101	334	230.7%	356	609	71.1%
General Assistance (including Senior Benefits)	73	81	11.0%	4	17	325.0%	77	98	27.3%
CAMA	2	1	-50.0%	-	-	*	2	1	-50.0%
Interim Assistance	1	4	300.0%	-	-	*	1	4	300.0%
Total	581	626	7.7%	119	432	263.0%	700	1,058	51.1%

NOTE: EIS applications or cases in "Received" status.

*Cannot be divided by 0.

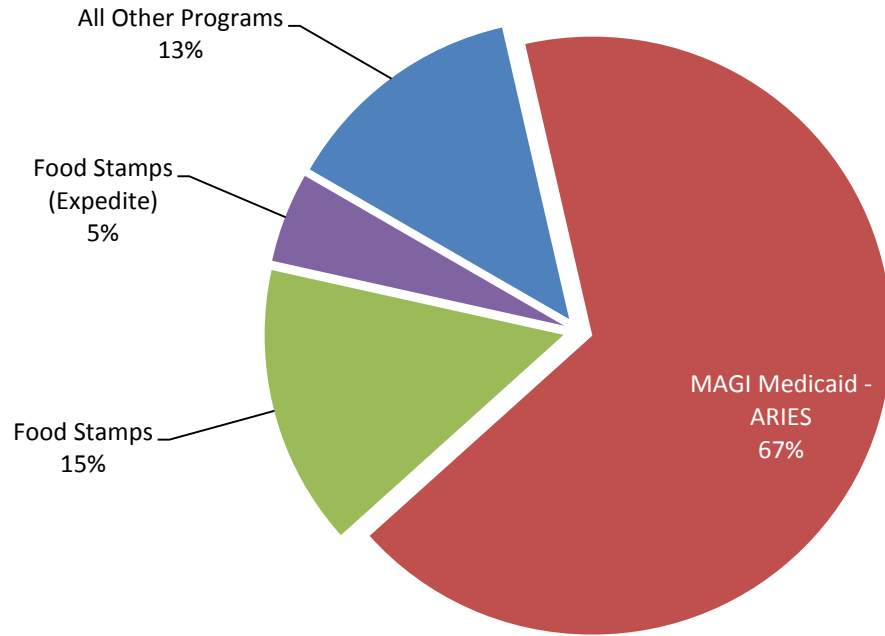
Additional Resources

For information on current Medicaid backlog, please view the latest monthly report at http://dhss.alaska.gov/HealthyAlaska/Documents/backlog_update.pdf.

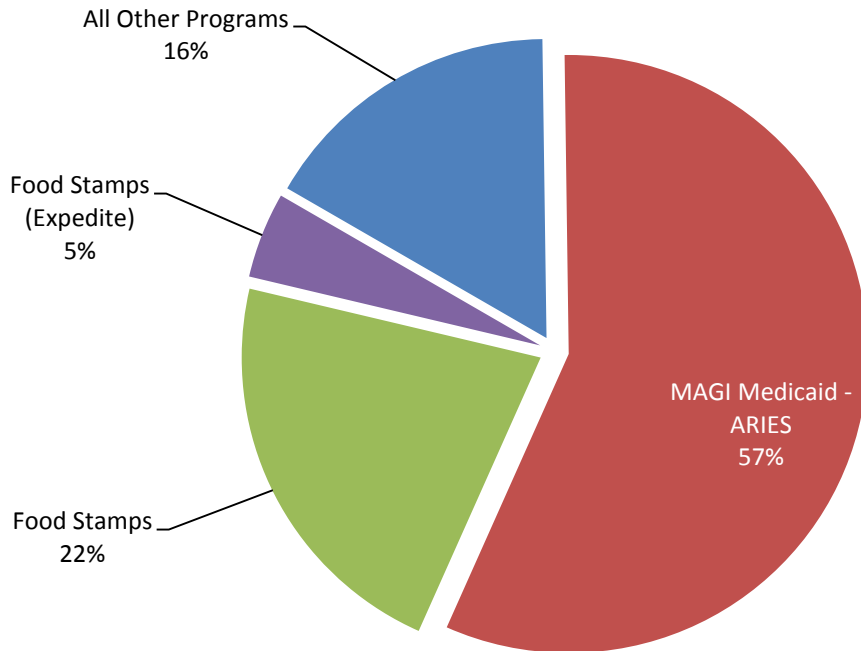
Current information on Medicaid enrollment numbers can be found on the Department's Healthy Alaska website: <http://dhss.alaska.gov/HealthyAlaska/Pages/dashboard.aspx>.

For information on all other Division of Public Assistance programs, please go to <http://dhss.alaska.gov/dpa/Pages/Dashboard.aspx>

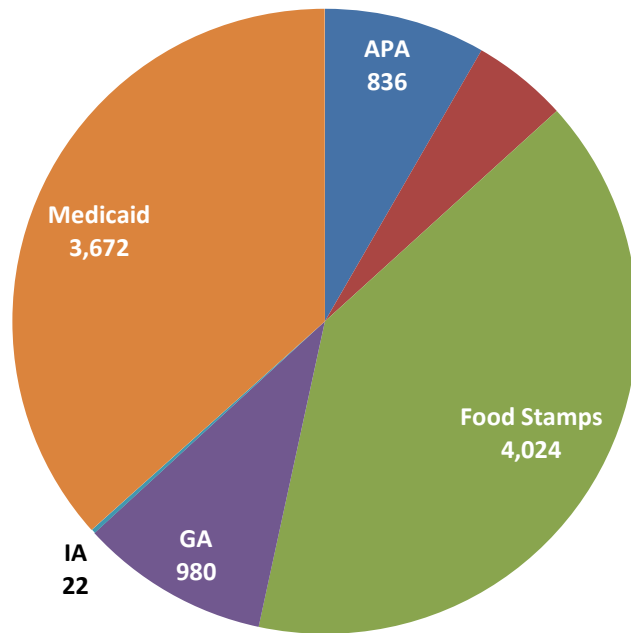
2/29/2016 Workload - All Programs Backlog



3/28/2016 Workload - All Programs Backlog



Initial Applications by Program, February 2016



Case Determinations by Program, February 2016

