

Thank you all for your diligence and perseverance addressing our current workload challenge. Every day the collective effort of field staff, folks from other DPA sections, and our volunteers from other divisions is making a difference.

This month we have seen a drop in the number of out of time frame applications for every program except Medicaid. Medicaid numbers continue to rise as we get caught up registering Medicaid applications received predominately from account transfers and the self-service portal. Of the almost 4,500 unregistered Medicaid applications in the queue in February, fewer than 2,000 remain to be processed. A concerted effort to complete these registrations will be initiated shortly and will likely result in additional bumps in the number of aged Medicaid applications.

However, additional support is in the wings with recruitment of Long-Term non-permanent positions currently underway. We are anticipating having SNAP waivers in place by the end of April. Our friends in the FNS Western Regional Office have requested the longest possible effective date for these waivers. Additional design work in ARIES is well underway and includes a number of features originally planned for Release 2 which will better support current MAGI Medicaid determinations, and will also address the proposed implementation for Expansion when it is implemented this summer. The willingness of so many people to volunteer for overtime is incredible and continues to have a huge impact on the division's ability to address this workload issue.

In recent Senate and House hearings, legislators acknowledged the efforts to address the backlog and asked that their thanks be forward to everyone involved. It is my pleasure, of course, to echo their thanks.

3/23/2015 Weekly Workload: Medicaid and All Other Programs (Includes New and Recertification Applications)

Program	12/1/2014	3/16/2015	3/23/2015
Medicaid	6,325	8,221	8,796
All Other Programs	3,662	3,367	3,275
Total	9,987	11,588	12,071

NOTE: EIS applications or cases in "Received" status; ARIES applications in "Complete" or "Received" status.

3/23/2015 Weekly Workload: Medicaid and All Other Programs by Application Type

	All Other Programs				Medicaid				Total Case Counts	
	Applications		Reviews/Recerts		Applications		Reviews/Recerts			
	3/16/15	3/23/15	3/16/15	3/23/15	3/16/15	3/23/15	3/16/15	3/23/15	3/16/15	3/23/15
Case Count	2394	2356	973	919	8186	8758	35	38	11588	12071
Average Days	55.55	57.2	51.29	52.39	120.35	120.74	65.37	67.66		
Median Days	48	51	44	46	102	103	61	62.5		

NOTE: EIS applications or cases in "Received" status; ARIES applications in "Complete" or "Received" status.

Prepared by: Alaska Department of Health and Social Services, Division of Public Assistance, Research and Analysis Unit.

Date Prepared: March 23, 2015

Source: EIS, ARIES

File: C:\Users\Cbutcher\AppData\Local\Microsoft\Windows\Temporary Internet Files\Content.Outlook\TIMK4SEM\20150323 Weekly Workload (4).Docx

3/23/2015 Weekly Workload by Program

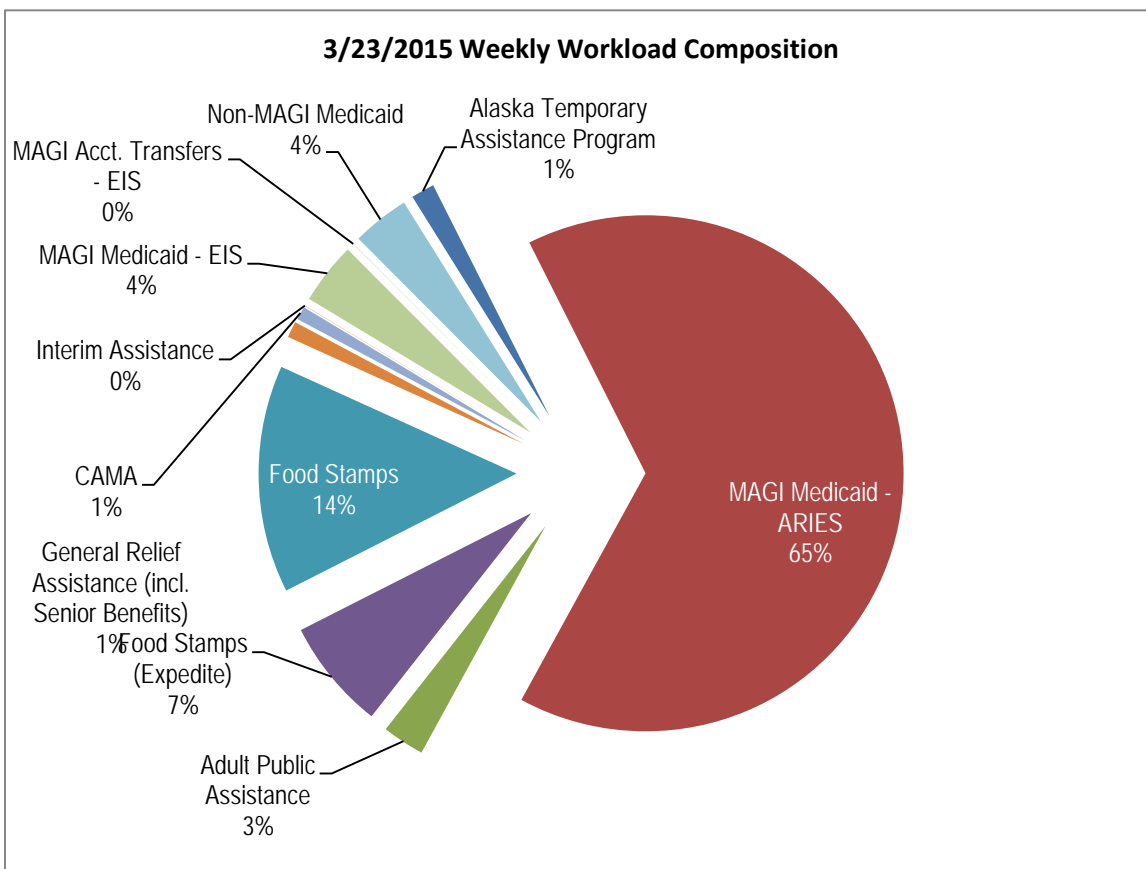
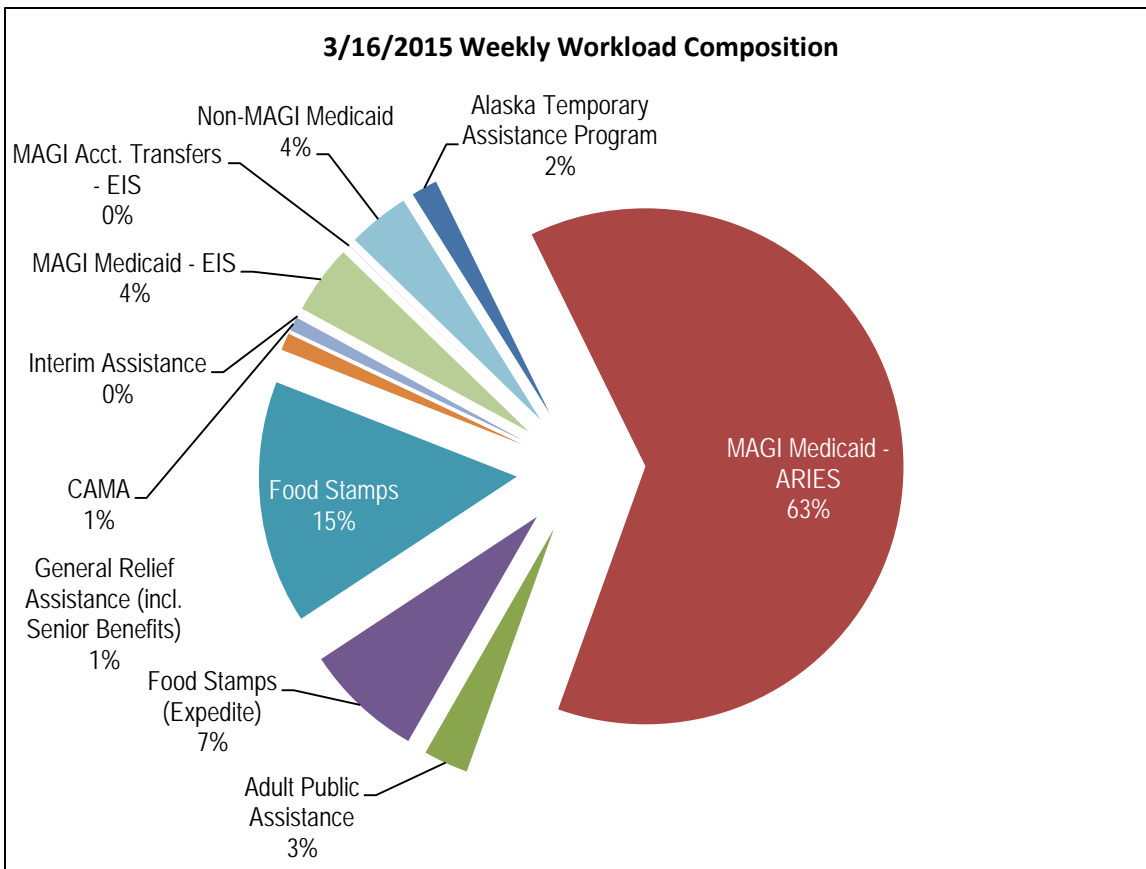
Program	Applications			Reviews/Recerts			Totals		
	3/16/15	3/23/15	Pct. Change	3/16/15	3/23/15	Pct. Change	3/16/15	3/23/15	Pct. Change
Alaska Temporary Assistance Program	165	163	-1.2%	24	13	-45.8%	189	176	-6.9%
Adult Public Assistance	284	278	-2.1%	41	40	-2.4%	325	318	-2.2%
Food Stamps (Expedites)	862	834	-3.2%	-	-	N/A	862	834	-3.2%
Food Stamps	873	870	-0.3%	892	852	-4.5%	1,765	1,722	-2.4%
General Assistance (incl. Senior Benefits)	125	122	-2.4%	-	-	*	125	122	-2.4%
CAMA	85	86	1.2%	16	14	-12.5%	101	100	-1.0%
Interim Assistance	-	3	*	-	-	*	-	3	*
MAGI Med. (ARIES)	7,271	7,895	8.6%	-	-	N/A	7,271	7,895	8.6%
MAGI Med. (EIS)	498	465	-6.6%	1	1	0.0%	499	466	-6.6%
MAGI Med. Acct. Transfers (EIS)	2	2	0.0%	-	-	N/A	2	2	0.0%
Non-MAGI Med.	415	396	-4.6%	34	37	8.8%	449	433	-3.6%
Total	10,580	11,114	5.0%	1,008	957	-5.1%	11,588	12,071	4.2%

NOTE: EIS applications or cases in "Received" status; ARIES applications in "Complete" or "Received" status.
*Cannot be divided by 0.

Prepared by: Alaska Department of Health and Social Services, Division of Public Assistance, Research and Analysis Unit.
Date Prepared: March 23, 2015

Source: EIS, ARIES

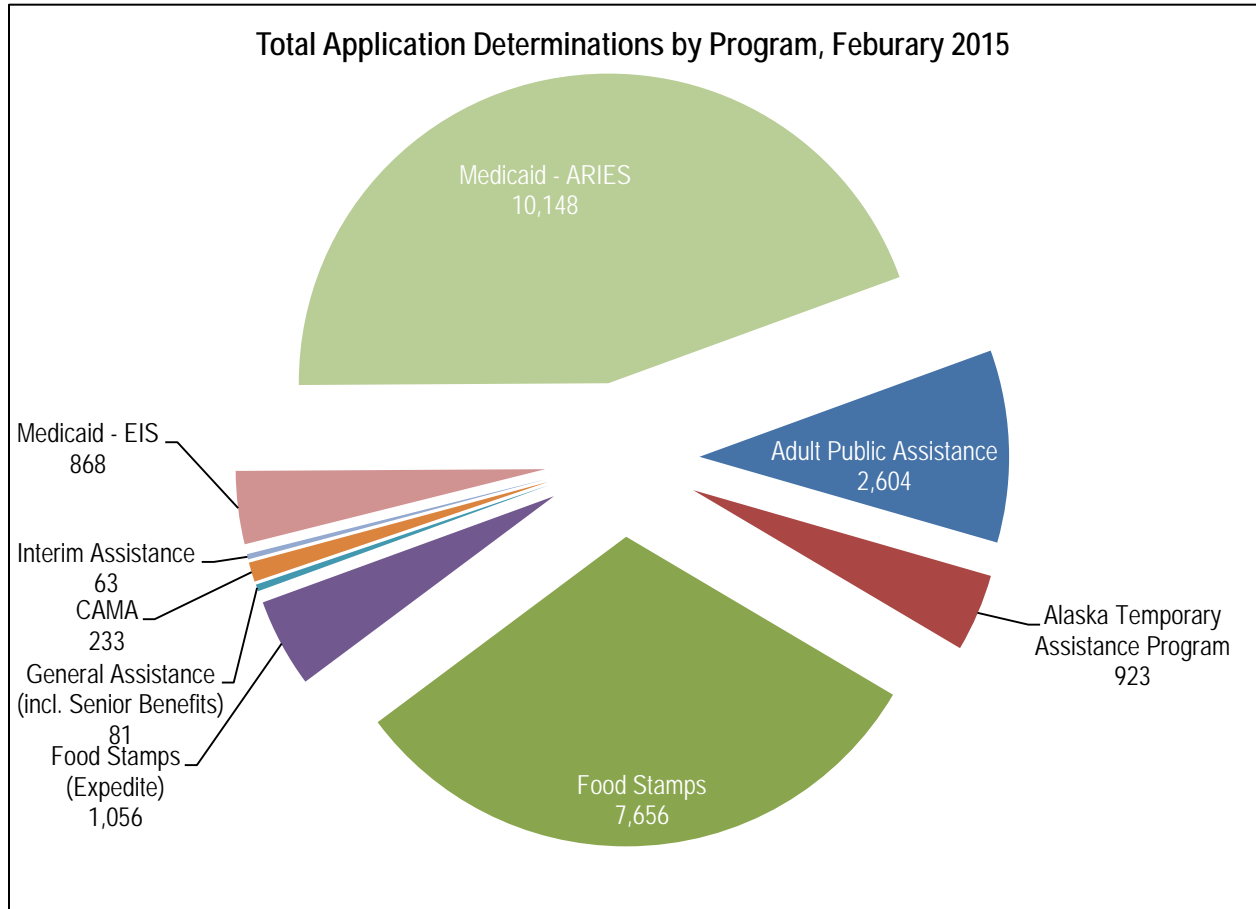
File: C:\Users\Cbutcher\AppData\Local\Microsoft\Windows\Temporary Internet Files\Content.Outlook\TIMK4SEM\20150323 Weekly Workload (4).Docx



Prepared by: Alaska Department of Health and Social Services, Division of Public Assistance, Research and Analysis Unit.
 Date Prepared: March 23, 2015

Source: EIS, ARIES

File: C:\Users\Cbutcher\AppData\Local\Microsoft\Windows\Temporary Internet Files\Content.Outlook\TIMK4SEM\20150323 Weekly Workload (4).Docx



Prepared by: Alaska Department of Health and Social Services, Division of Public Assistance, Research and Analysis Unit.

Date Prepared: March 23, 2015

Source: EIS, ARIES

File: C:\Users\Cbutcher\AppData\Local\Microsoft\Windows\Temporary Internet Files\Content.Outlook\TIMK4SEM\20150323 Weekly Workload (4).Docx