

Workload Backlog: All Programs (Non-Medicaid) by Application Type as of 5/30/2016

	All Other Programs				Total Case Counts	
	Applications		Reviews/Recerts		4/25/16	5/30/16
	4/25/16	5/30/16	4/25/16	5/30/16		
Case Count	548	690	169	295	717	985
Average Days	41.93	41.31	46.29	37.81		
Median Days	38	39	41	33		

NOTE: Contains EIS applications or cases in "Received" status.

"All Programs" refers to non-Medicaid cases over 30 days, and FS Expedites over 7 days.

Workload Backlog by Program (Non-Medicaid) as of 5/30/2016

Program	Applications			Reviews/Recerts			Totals		
	4/25/16	5/30/16	Pct.	4/25/16	5/30/16	Pct.	4/25/16	5/30/16	Pct.
			Change			Change			Change
Alaska Temporary Assistance Program	50	53	6.0%	6	7	16.7%	56	60	7.1%
Adult Public Assistance	101	94	-6.9%	-	14	*	101	108	6.9%
Food Stamps (Expedites)	121	120	-0.8%	-	-	N/A	121	120	-0.8%
Food Stamps	236	271	14.8%	161	274	70.2%	397	545	37.3%
General Assistance (including Senior Benefits)	40	150	275.0%	2	-	-100.0%	42	150	257.1%
CAMA	0	1	*	-	-	*	-	1	*
Interim Assistance	0	1	*	-	-	*	-	1	*
Total	548	690	25.9%	169	295	74.6%	717	985	37.4%

NOTE: EIS applications or cases in "Received" status.

*Cannot be divided by 0.

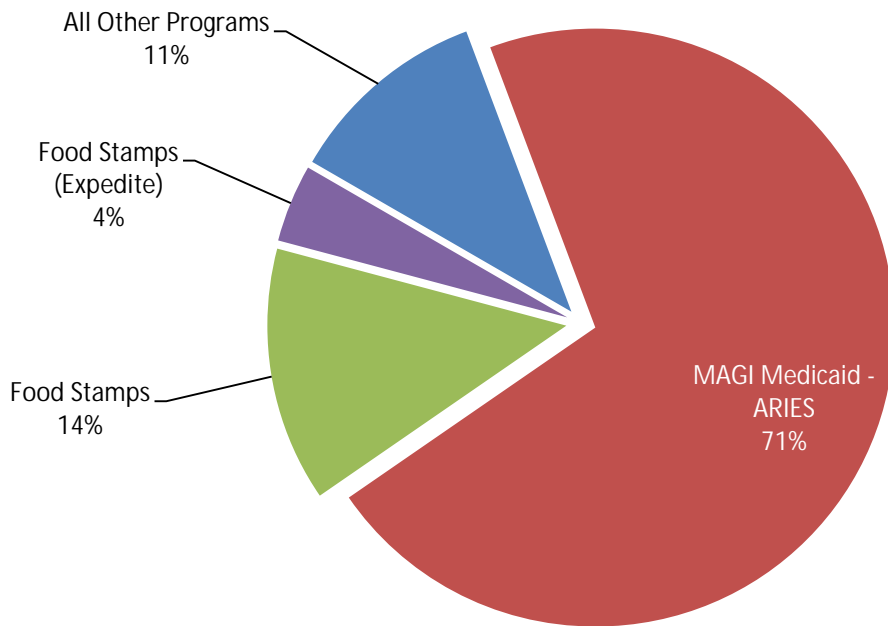
Additional Resources

For information on current Medicaid backlog, please view the latest monthly report at http://dhss.alaska.gov/HealthyAlaska/Documents/backlog_update.pdf.

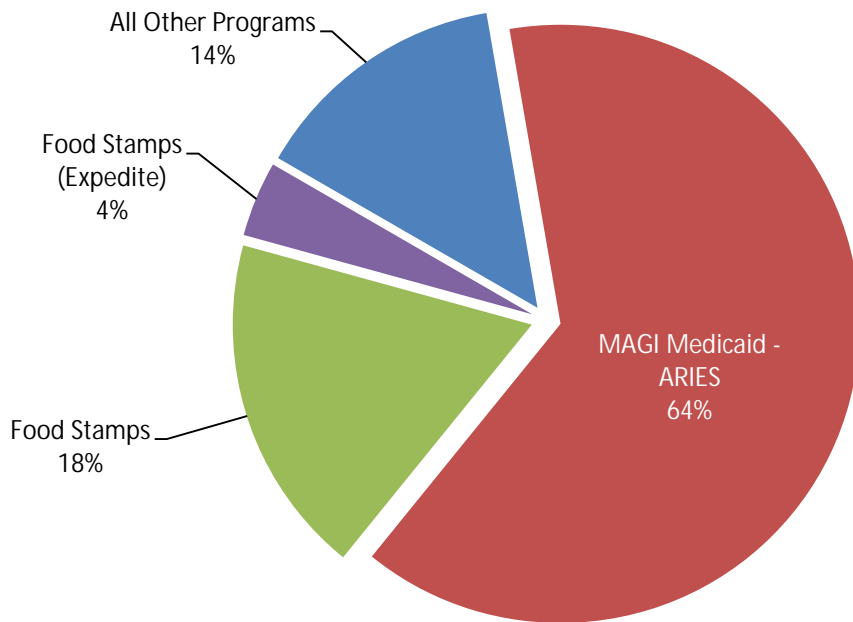
Current information on Medicaid enrollment numbers can be found on the Department's Healthy Alaska website: <http://dhss.alaska.gov/HealthyAlaska/Pages/dashboard.aspx>.

For information on all other Division of Public Assistance programs, please go to <http://dhss.alaska.gov/dpa/Pages/Dashboard.aspx>

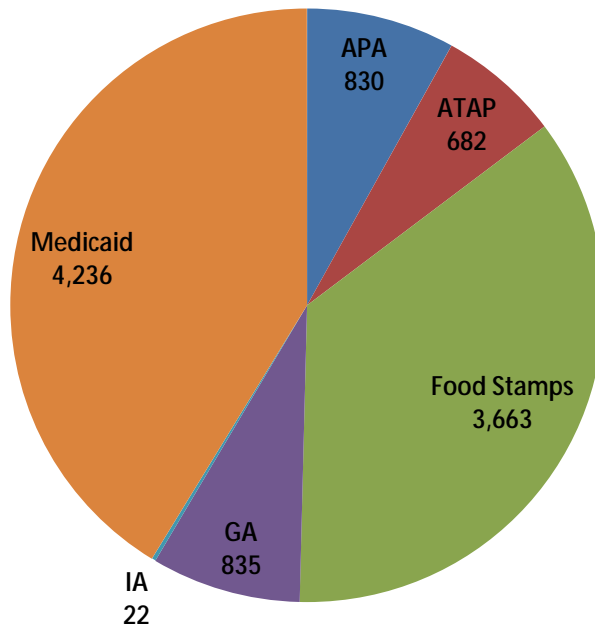
4/25/2016 Workload - All Programs Backlog



5/30/2016 Workload - All Programs Backlog



Initial Applications by Program, April 2016



Case Determinations by Program, April 2016

