

**11/16/2015 Weekly Workload: Medicaid and All Other Programs
(Including New and Recertification Applications)**

Program	12/1/2014	4/6/2015	11/9/2015	11/16/2015
Medicaid	6,325	9,239	7,985	8,284
All Other Programs	3,662	3,291	126	173
Total	9,987	12,530	8,111	8,457

NOTE: EIS applications or cases in "Received" status; ARIES applications in "Complete" or "Received" status.

*4/6/2015 information included as a reference, as that date contained the highest number of applications out of time frame.

11/16/2015 Weekly Workload: Medicaid and All Other Programs by Application Type

	All Other Programs				Medicaid				Total Case Counts	
	Applications		Reviews/Recerts		Applications		Reviews/Recerts		11/9/15	11/16/15
	11/9/15	11/16/15	11/9/15	11/16/15	11/9/15	11/16/15	11/9/15	11/16/15		
Case Count	106	135	20	38	7,982	8,280	3	4	8,111	8,457
Average Days	45.32	37.28	38.8	36	181.2	177.99	154.33	88.75		
Median Days	37	31	33	33	166	160	194	54		

NOTE: EIS applications or cases in "Received" status; ARIES applications in "Complete" or "Received" status.

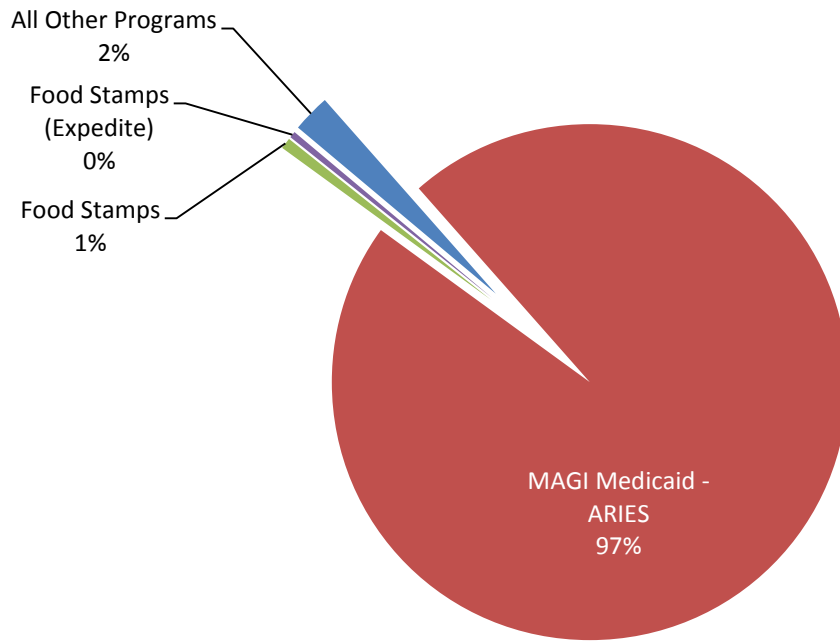
11/16/2015 Weekly Workload by Program

Program	Applications			Reviews/Recerts			Totals		
	11/9/15	11/16/15	Pct. Change	11/9/15	11/16/15	Pct. Change	11/9/15	11/16/15	Pct. Change
Alaska Temporary Assistance Program	4	4	0.0%	2	3	50.0%	6	7	16.7%
Adult Public Assistance	23	21	-8.7%	-	2	*	23	23	0.0%
Food Stamps (Expedites)	39	73	87.2%	-	-	N/A	39	73	87.2%
Food Stamps	32	31	-3.1%	18	33	83.3%	50	64	28.0%
General Assistance (including Senior Benefits)	6	4	-33.3%	-	-	*	6	4	-33.3%
CAMA	1	1	0.0%	-	-	*	1	1	0.0%
Interim Assistance	1	1	0.0%	-	-	*	1	1	0.0%
MAGI Med. (ARIES)	7,850	8,157	3.9%	-	-	N/A	7,850	8,157	3.9%
MAGI Med. (EIS)	77	77	0.0%	3	3	0.0%	80	80	0.0%
MAGI Med. Acct. Transfers (EIS)	2	2	0.0%	-	-	N/A	2	2	0.0%
Non-MAGI Med.	53	44	-17.0%	-	1	*	53	45	-15.1%
Total	8,088	8,415	4.0%	23	42	82.6%	8,111	8,457	4.3%

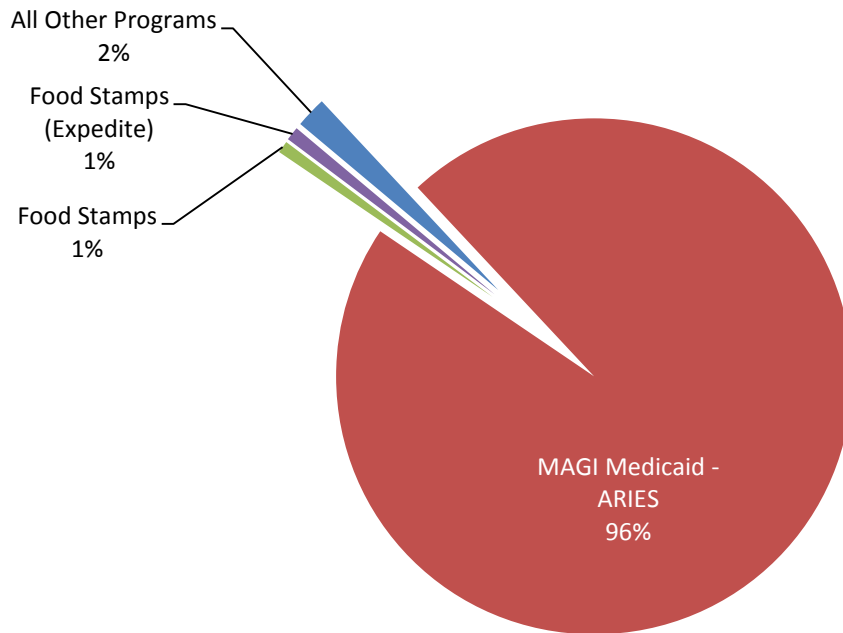
NOTE: EIS applications or cases in "Received" status; ARIES applications in "Complete" or "Received" status.

*Cannot be divided by 0.

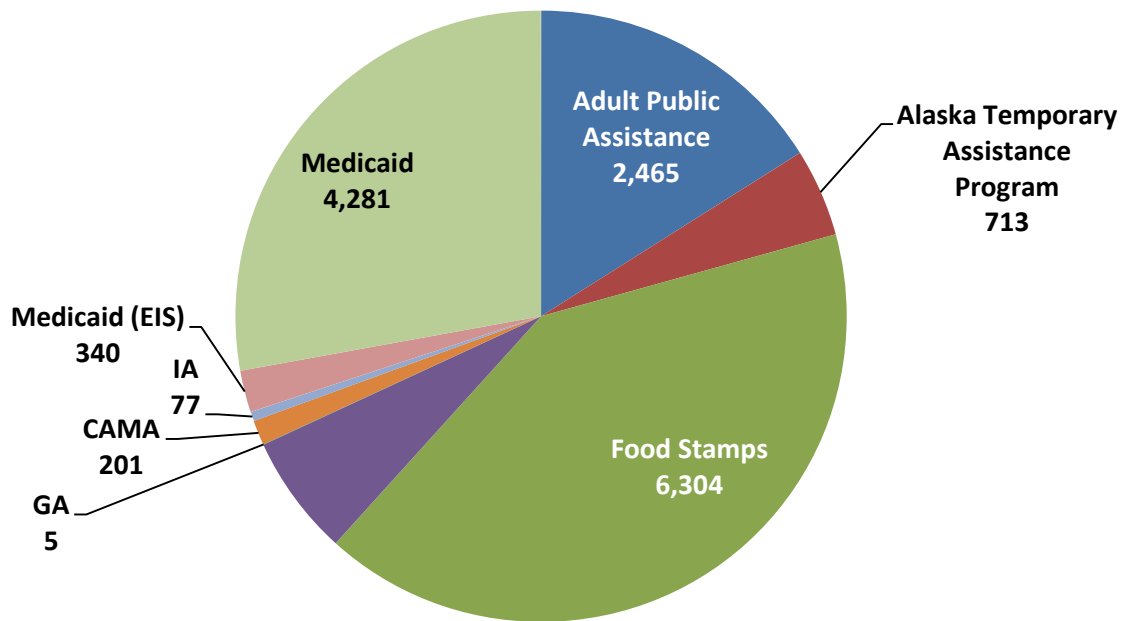
11/9/2015 Weekly Workload



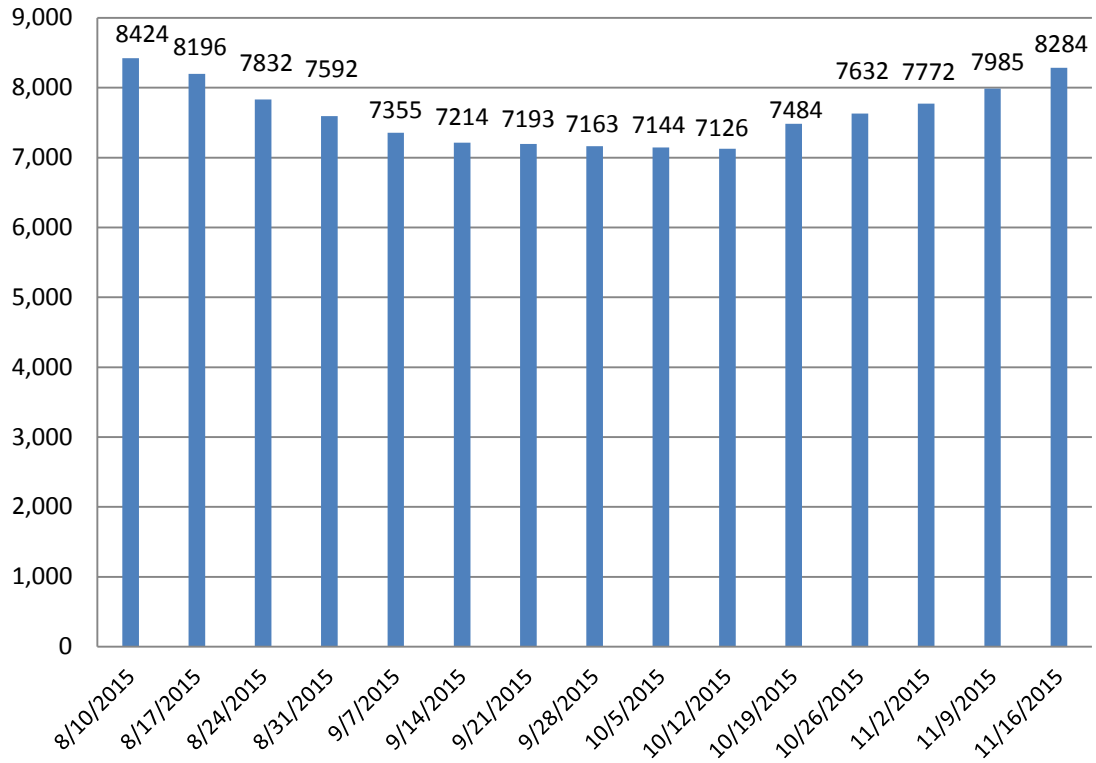
11/16/2015 Weekly Workload



Total Application Actions by Program, October 2015



8/10/2015 - 11/16/2015 Medicaid Cases in Backlog



**Note. Applications/Cases in "Received" or "Completed" status only.*

**8/10/2015 was selected as the starting date because this is when positions were added and overtime began.*