

**11/9/2015 Weekly Workload: Medicaid and All Other Programs
(Including New and Recertification Applications)**

Program	12/1/2014	4/6/2015	11/2/2015	11/9/2015
Medicaid	6,325	9,239	7,772	7,985
All Other Programs	3,662	3,291	134	126
Total	9,987	12,530	7,906	8,111

NOTE: EIS applications or cases in "Received" status; ARIES applications in "Complete" or "Received" status.

*4/6/2015 information included as a reference, as that date contained the highest number of applications out of time frame.

11/9/2015 Weekly Workload: Medicaid and All Other Programs by Application Type

	All Other Programs				Medicaid				Total Case Counts	
	Applications		Reviews/Recerts		Applications		Reviews/Recerts		11/2/15	11/9/15
	11/2/15	11/9/15	11/2/15	11/9/15	11/2/15	11/9/15	11/2/15	11/9/15		
Case Count	115	106	19	20	7,768	7,982	4	3	7,906	8,111
Average Days	45.57	45.32	48.58	38.8	182.12	181.2	126.5	154.33		
Median Days	37	37	33	33	172	166	125.5	194		

NOTE: EIS applications or cases in "Received" status; ARIES applications in "Complete" or "Received" status.

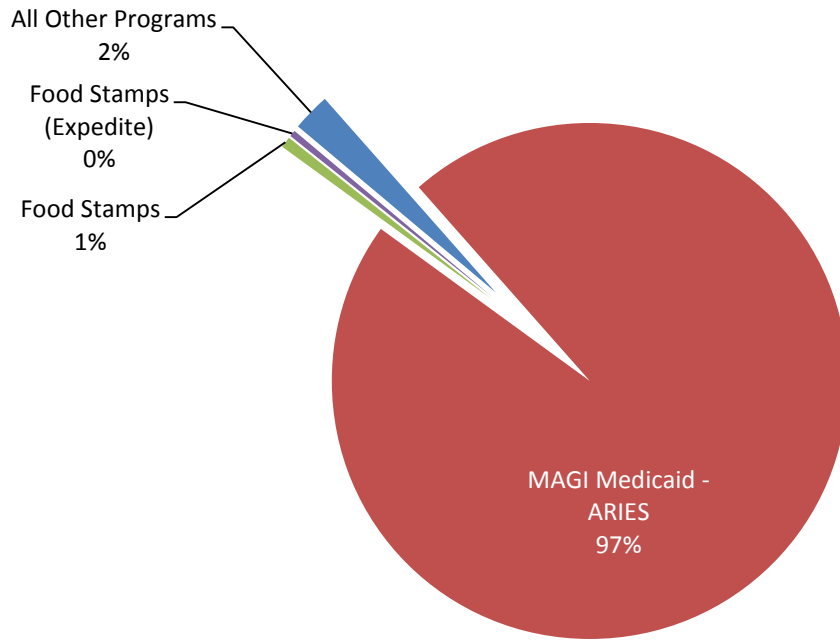
11/9/2015 Weekly Workload by Program

Program	Applications			Reviews/Recerts			Totals		
	11/2/15	11/9/15	Pct. Change	11/2/15	11/9/15	Pct. Change	11/2/15	11/9/15	Pct. Change
Alaska Temporary Assistance Program	3	4	33.3%	2	2	0.0%	5	6	20.0%
Adult Public Assistance	29	23	-20.7%	-	-	*	29	23	-20.7%
Food Stamps (Expedites)	32	39	21.9%	-	-	N/A	32	39	21.9%
Food Stamps	38	32	-15.8%	17	18	5.9%	55	50	-9.1%
General Assistance (including Senior Benefits)	8	6	-25.0%	-	-	*	8	6	-25.0%
CAMA	3	1	-66.7%	-	-	*	3	1	-66.7%
Interim Assistance	2	1	-50.0%	-	-	*	2	1	-50.0%
MAGI Med. (ARIES)	7,632	7,850	2.9%	-	-	N/A	7,632	7,850	2.9%
MAGI Med. (EIS)	82	77	-6.1%	3	3	0.0%	85	80	-5.9%
MAGI Med. Acct. Transfers (EIS)	2	2	0.0%	-	-	N/A	2	2	0.0%
Non-MAGI Med.	52	53	1.9%	1	-	-100.0%	53	53	0.0%
Total	7,883	8,088	2.6%	23	23	0.0%	7,906	8,111	2.6%

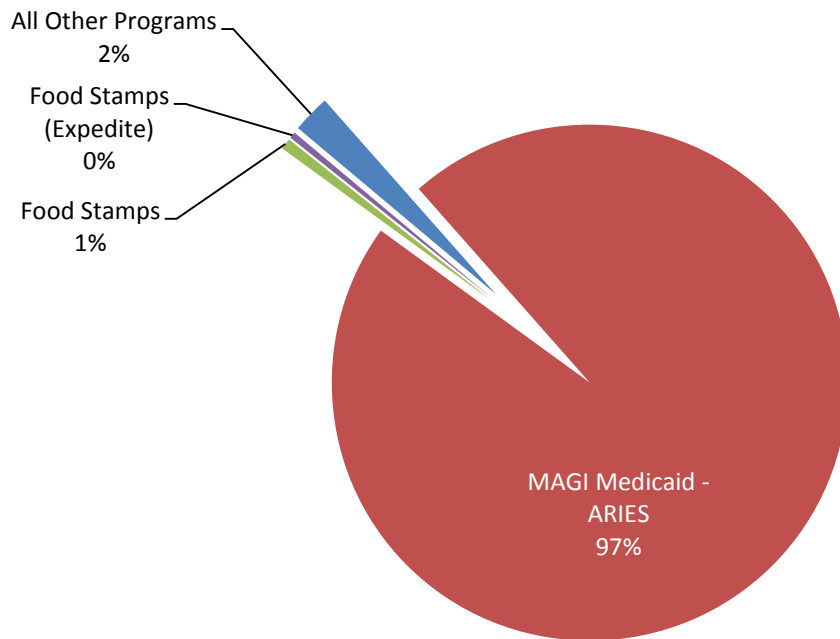
NOTE: EIS applications or cases in "Received" status; ARIES applications in "Complete" or "Received" status.

*Cannot be divided by 0.

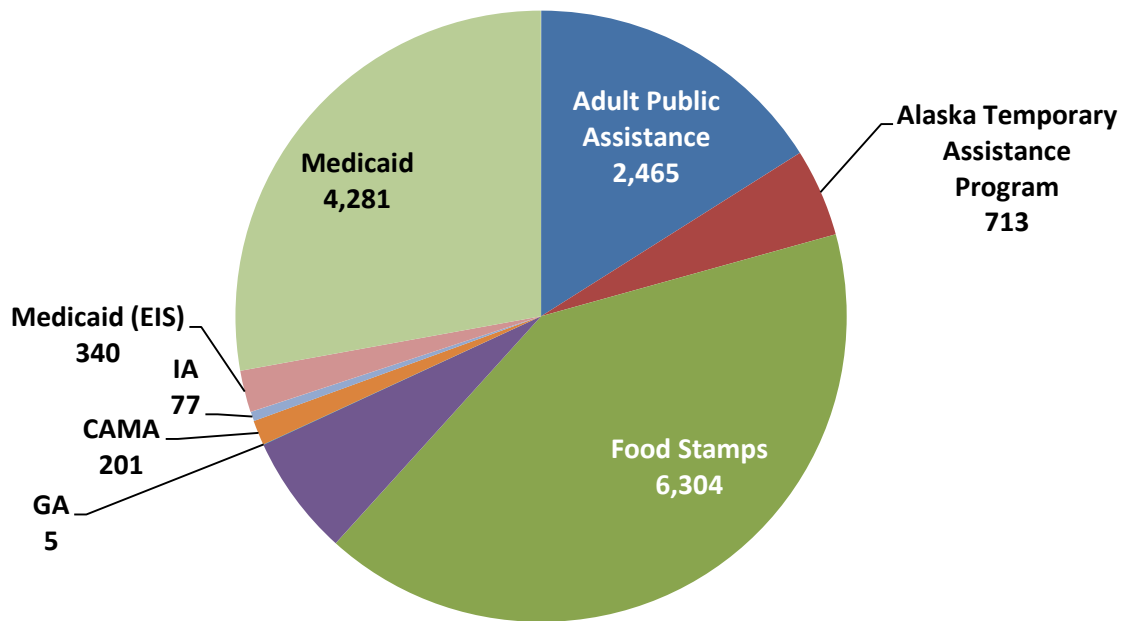
11/2/2015 Weekly Workload



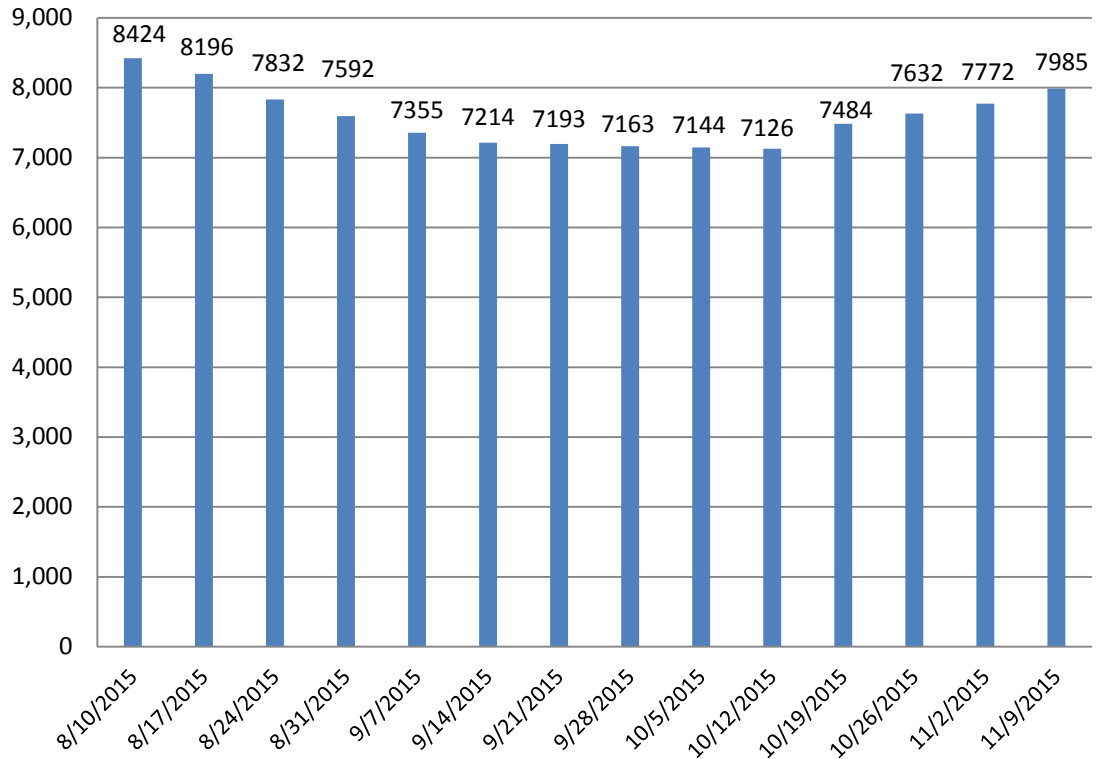
11/9/2015 Weekly Workload



Total Application Actions by Program, October 2015



8/10/2015 - 11/9/2015 Medicaid Cases in Backlog



**Note. Applications/Cases in "Received" or "Completed" status only.*

**8/10/2015 was selected as the starting date because this is when positions were added and overtime began.*