

**11/2/2015 Weekly Workload: Medicaid and All Other Programs
(Including New and Recertification Applications)**

Program	12/1/2014	4/6/2015	10/26/2015	11/2/2015
Medicaid	6,325	9,239	7,633	7,772
All Other Programs	3,662	3,291	193	134
Total	9,987	12,530	7,826	7,906

NOTE: EIS applications or cases in "Received" status; ARIES applications in "Complete" or "Received" status.

*4/6/2015 information included as a reference, as that date contained the highest number of applications out of time frame.

11/2/2015 Weekly Workload: Medicaid and All Other Programs by Application Type

	All Other Programs				Medicaid				Total Case Counts	
	Applications		Reviews/Recerts		Applications		Reviews/Recerts		10/26/15	11/2/15
	10/26/15	11/2/15	10/26/15	11/2/15	10/26/15	11/2/15	10/26/15	11/2/15		
Case Count	152	115	41	19	7,623	7,768	10	4	7,826	7,906
Average Days	46.55	45.57	45.63	48.58	182.74	182.12	209.7	126.5		
Median Days	39	37	40	33	174	172	95.5	125.5		

NOTE: EIS applications or cases in "Received" status; ARIES applications in "Complete" or "Received" status.

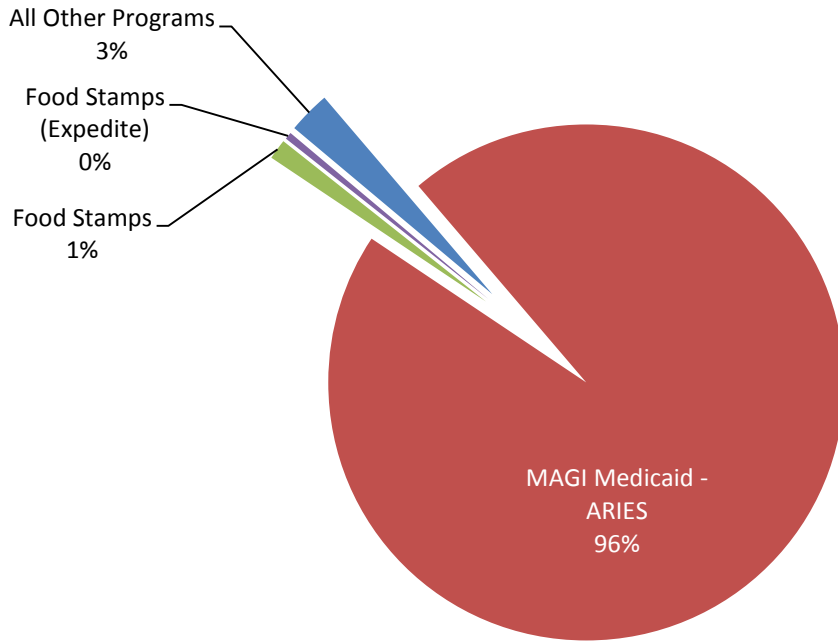
11/2/2015 Weekly Workload by Program

Program	Applications			Reviews/Recerts			Totals		
	10/26/15	11/2/15	Pct. Change	10/26/15	11/2/15	Pct. Change	10/26/15	11/2/15	Pct. Change
Alaska Temporary Assistance Program	8	3	-62.5%	4	2	-50.0%	12	5	-58.3%
Adult Public Assistance	31	29	-6.5%	1	-	-100.0%	32	29	-9.4%
Food Stamps (Expedites)	35	32	-8.6%	-	-	N/A	35	32	-8.6%
Food Stamps	63	38	-39.7%	36	17	-52.8%	99	55	-44.4%
General Assistance (including Senior Benefits)	7	8	14.3%	-	-	*	7	8	14.3%
CAMA	6	3	-50.0%	-	-	*	6	3	-50.0%
Interim Assistance	2	2	0.0%	-	-	*	2	2	0.0%
MAGI Med. (ARIES)	7,485	7,632	2.0%	-	-	N/A	7,485	7,632	2.0%
MAGI Med. (EIS)	81	82	1.2%	8	3	-62.5%	89	85	-4.5%
MAGI Med. Acct. Transfers (EIS)	2	2	0.0%	-	-	N/A	2	2	0.0%
Non-MAGI Med.	55	52	-5.5%	2	1	-50.0%	57	53	-7.0%
Total	7,775	7,883	1.4%	51	23	-54.9%	7,826	7,906	1.0%

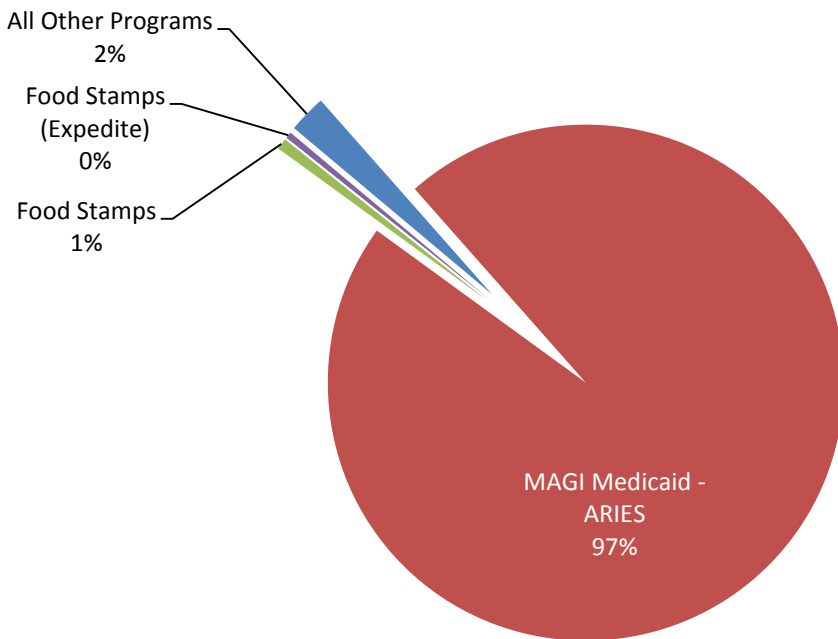
NOTE: EIS applications or cases in "Received" status; ARIES applications in "Complete" or "Received" status.

*Cannot be divided by 0.

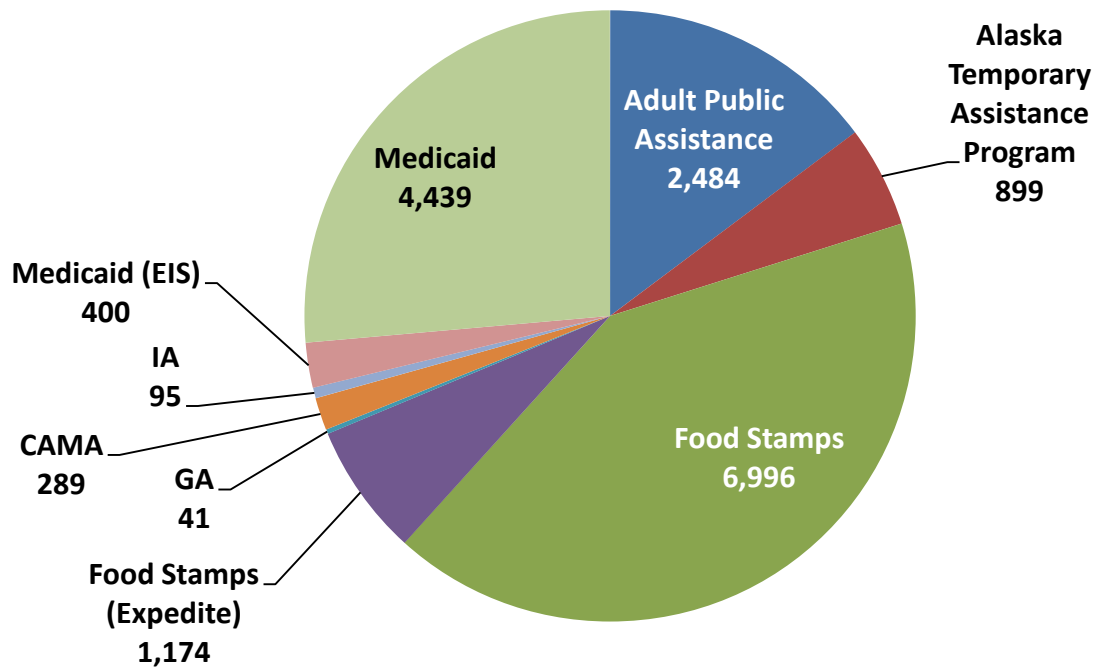
10/26/2015 Weekly Workload



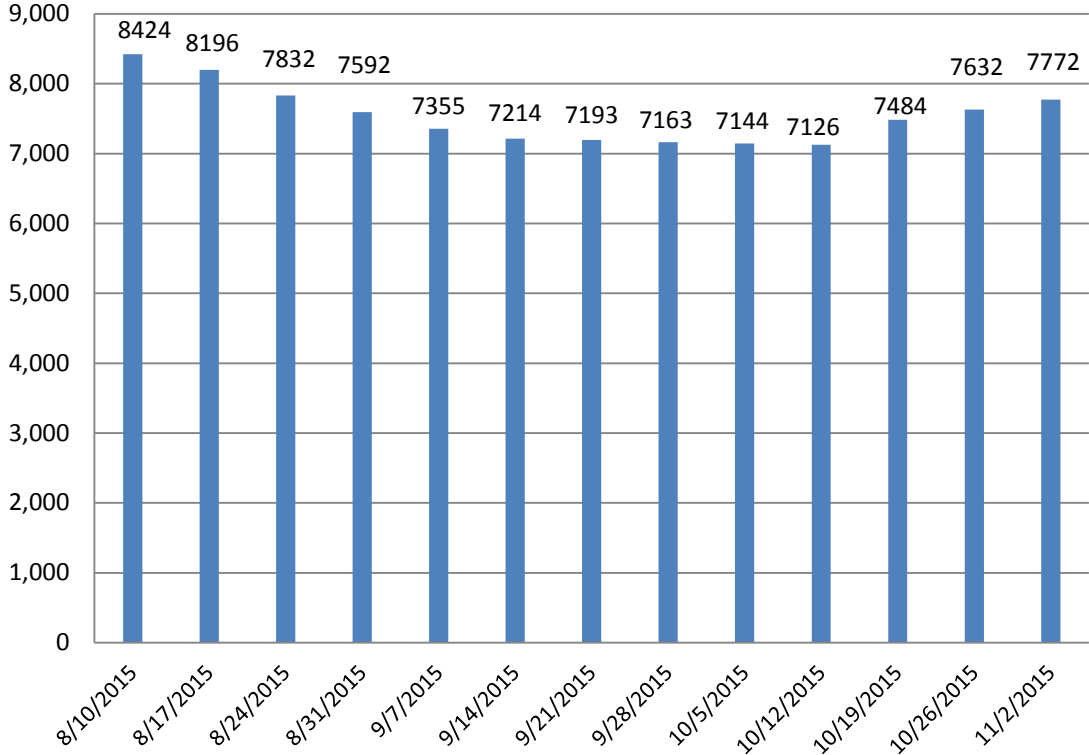
11/2/2015 Weekly Workload



Total Application Actions by Program, September 2015



8/10/2015 - 11/2/2015 Medicaid Cases in Backlog



**Note. Applications/Cases in "Received" or "Completed" status only.
8/10/2015 was selected as the starting date because this is when positions were added and overtime began.