

**10/5/2015 Weekly Workload: Medicaid and All Other Programs
(Including New and Recertification Applications)**

Program	12/1/2014	4/6/2015	9/28/2015	10/5/2015
Medicaid	6,325	9,239	7,163	7,144
All Other Programs	3,662	3,291	381	430
Total	9,987	12,530	7,544	7,574

NOTE: EIS applications or cases in "Received" status; ARIES applications in "Complete" or "Received" status.

*4/6/2015 information included as a reference, as that date contained the highest number of applications out of time frame.

10/5/2015 Weekly Workload: Medicaid and All Other Programs by Application Type

	All Other Programs				Medicaid				Total Case Counts	
	Applications		Reviews/Recerts		Applications		Reviews/Recerts		9/28/15	10/5/15
	9/28/15	10/5/15	9/28/15	10/5/15	9/28/15	10/5/15	9/28/15	10/5/15		
Case Count	242	281	139	149	7,144	7,130	19	14	7,544	7,574
Average Days	41.62	41.66	40.6	45.61	186.67	189.71	88.05	97.14		
Median Days	32	33	33	37	181	185	75	85		

NOTE: EIS applications or cases in "Received" status; ARIES applications in "Complete" or "Received" status.

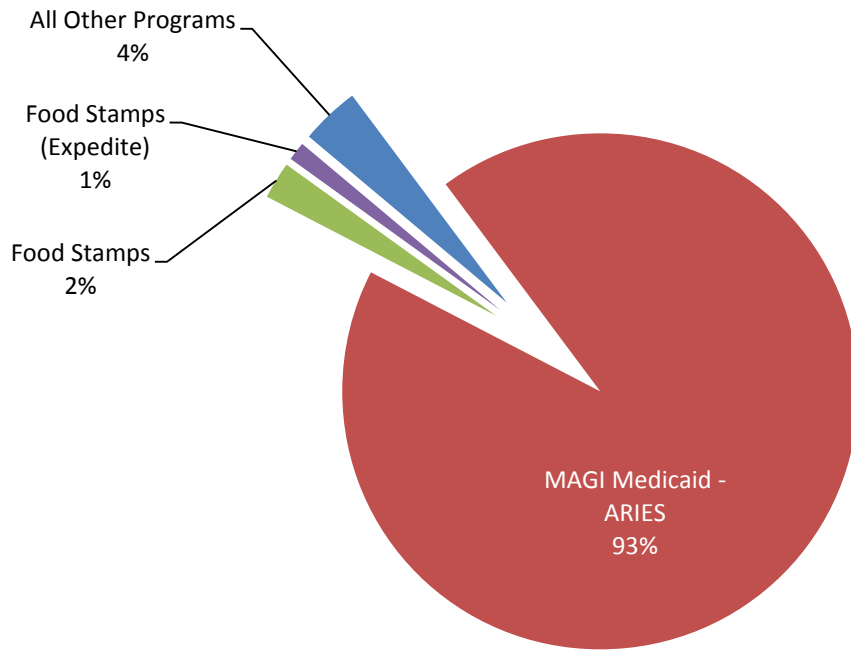
10/5/2015 Weekly Workload by Program

Program	Applications			Reviews/Recerts			Totals		
	9/28/15	10/5/15	Pct. Change	9/28/15	10/5/15	Pct. Change	9/28/15	10/5/15	Pct. Change
Alaska Temporary Assistance Program	11	16	45.5%	11	6	-45.5%	22	22	0.0%
Adult Public Assistance	44	56	27.3%	14	11	-21.4%	58	67	15.5%
Food Stamps (Expedites)	88	79	-10.2%	-	-	N/A	88	79	-10.2%
Food Stamps	64	104	62.5%	111	131	18.0%	175	235	34.3%
General Assistance (including Senior Benefits)	26	12	-53.8%	-	-	N/A	26	12	-53.8%
CAMA	5	8	60.0%	3	1	-66.7%	8	9	12.5%
Interim Assistance	4	6	50.0%	-	-	N/A	4	6	50.0%
MAGI Med. (ARIES)	7,003	6,990	-0.2%	-	-	N/A	7,003	6,990	-0.2%
MAGI Med. (EIS)	86	86	0.0%	9	8	-11.1%	95	94	-1.1%
MAGI Med. Acct. Transfers (EIS)	2	2	0.0%	-	-	N/A	2	2	0.0%
Non-MAGI Med.	53	52	-1.9%	10	6	-40.0%	63	58	-7.9%
Total	7,386	7,411	0.3%	158	163	3.2%	7,544	7,574	0.4%

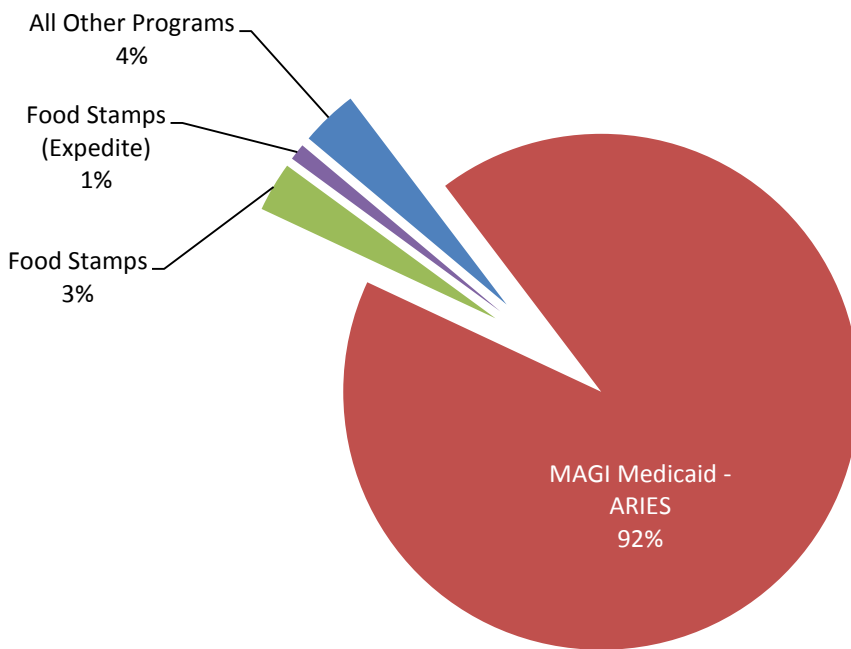
NOTE: EIS applications or cases in "Received" status; ARIES applications in "Complete" or "Received" status.

*Cannot be divided by 0.

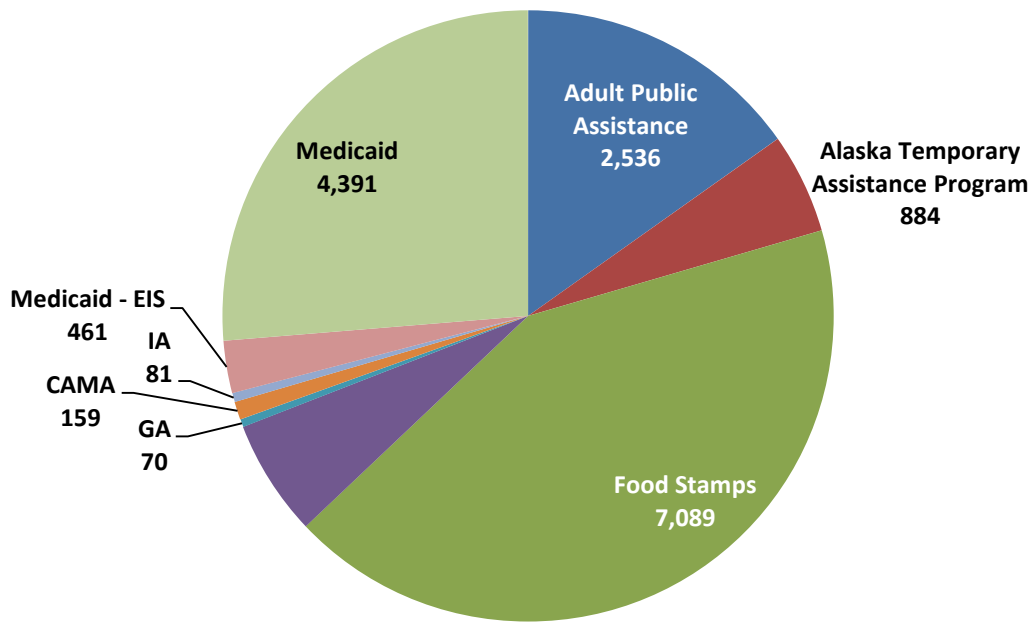
9/28/2015 Weekly Workload



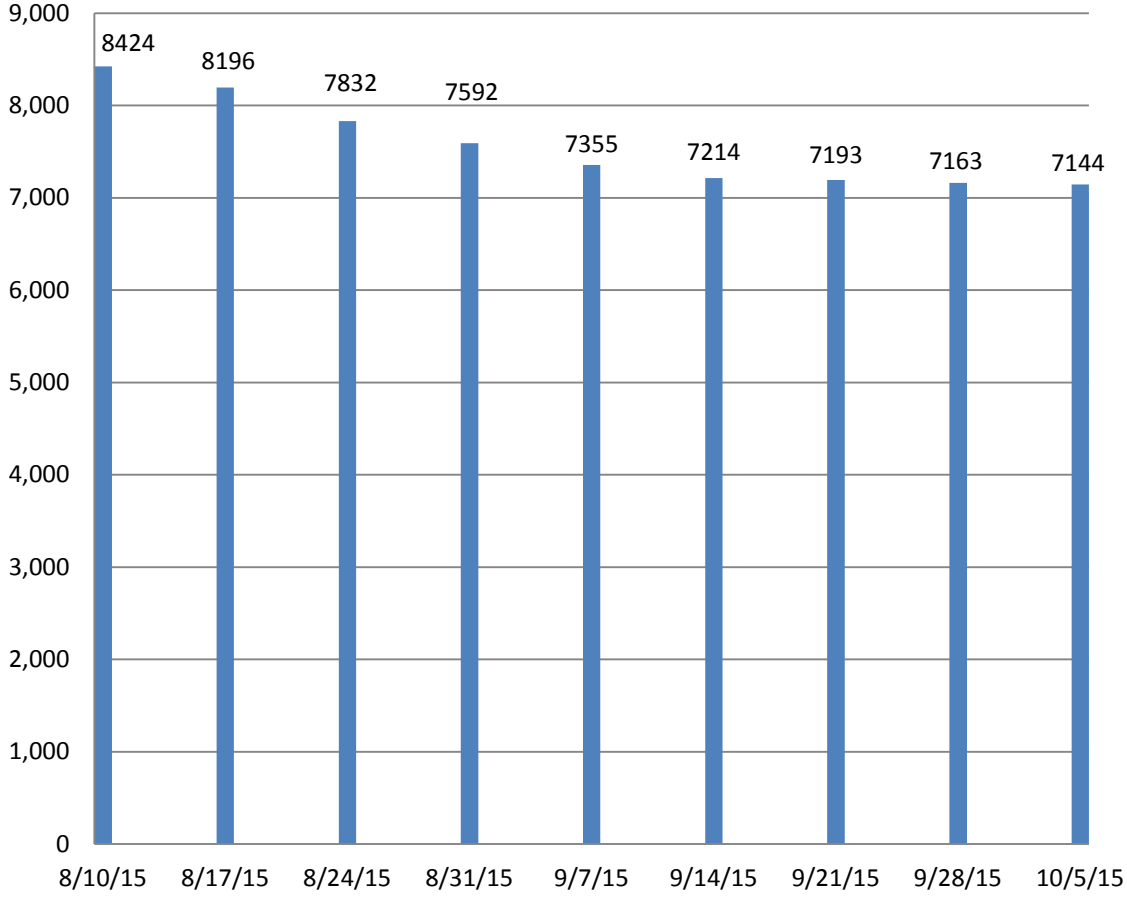
10/5/2015 Weekly Workload



Total Application Actions by Program, August 2015



8/10/2015 - 10/5/2015 Medicaid Cases in Backlog



**Note. Applications/Cases in "Received" or "Completed" status only.
8/10/2015 was selected as the starting date because this is when positions were added and overtime began.