

**10/26/2015 Weekly Workload: Medicaid and All Other Programs
(Including New and Recertification Applications)**

Program	12/1/2014	4/6/2015	10/19/2015	10/26/2015
Medicaid	6,325	9,239	7,484	7,632
All Other Programs	3,662	3,291	254	193
Total	9,987	12,530	7,738	7,825

NOTE: EIS applications or cases in "Received" status; ARIES applications in "Complete" or "Received" status.

*4/6/2015 information included as a reference, as that date contained the highest number of applications out of time frame.

10/26/2015 Weekly Workload: Medicaid and All Other Programs by Application Type

	All Other Programs				Medicaid				Total Case Counts	
	Applications		Reviews/Recerts		Applications		Reviews/Recerts		10/19/15	10/26/15
	10/19/15	10/26/15	10/19/15	10/26/15	10/19/15	10/26/15	10/19/15	10/26/15		
Case Count	202	152	52	41	7,473	7,623	11	9	7,738	7,825
Average Days	43.32	46.55	41.25	45.63	184.25	182.74	102.18	111.55		
Median Days	37	39	37.5	40	175	174	75	82		

NOTE: EIS applications or cases in "Received" status; ARIES applications in "Complete" or "Received" status.

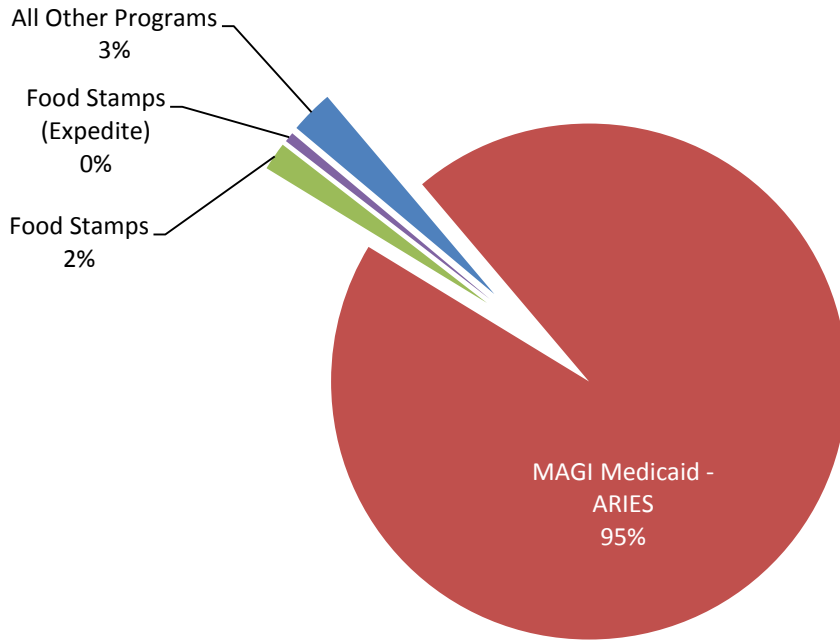
10/26/2015 Weekly Workload by Program

Program	Applications			Reviews/Recerts			Totals		
	10/19/15	10/26/15	Pct. Change	10/19/15	10/26/15	Pct. Change	10/19/15	10/26/15	Pct. Change
Alaska Temporary Assistance Program	11	8	-27.3%	3	4	33.3%	14	12	-14.3%
Adult Public Assistance	37	31	-16.2%	2	1	-50.0%	39	32	-17.9%
Food Stamps (Expedites)	48	35	-27.1%	-	-	N/A	48	35	-27.1%
Food Stamps	89	63	-29.2%	47	36	-23.4%	136	99	-27.2%
General Assistance (including Senior Benefits)	6	7	16.7%	-	-	*	6	7	16.7%
CAMA	7	6	-14.3%	-	-	*	7	6	-14.3%
Interim Assistance	4	2	-50.0%	-	-	*	4	2	-50.0%
MAGI Med. (ARIES)	7,345	7,485	1.9%	-	-	N/A	7,345	7,485	1.9%
MAGI Med. (EIS)	81	81	0.0%	8	8	0.0%	89	89	0.0%
MAGI Med. Acct. Transfers (EIS)	2	2	0.0%	-	-	N/A	2	2	0.0%
Non-MAGI Med.	45	55	22.2%	3	1	-66.7%	48	56	16.7%
Total	7,675	7,775	1.3%	63	50	-20.6%	7,738	7,825	1.1%

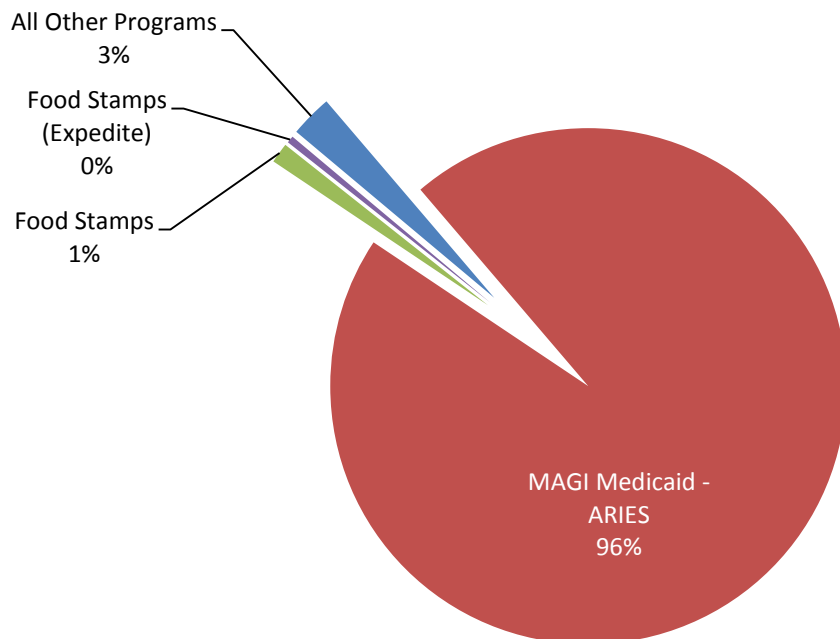
NOTE: EIS applications or cases in "Received" status; ARIES applications in "Complete" or "Received" status.

*Cannot be divided by 0.

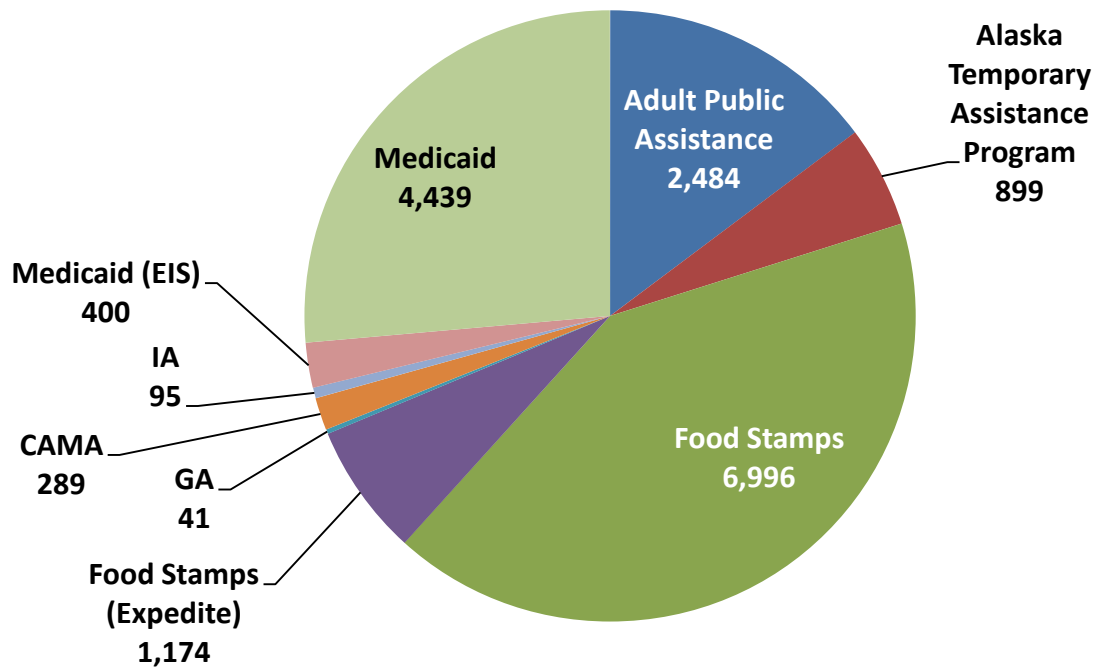
10/19/2015 Weekly Workload



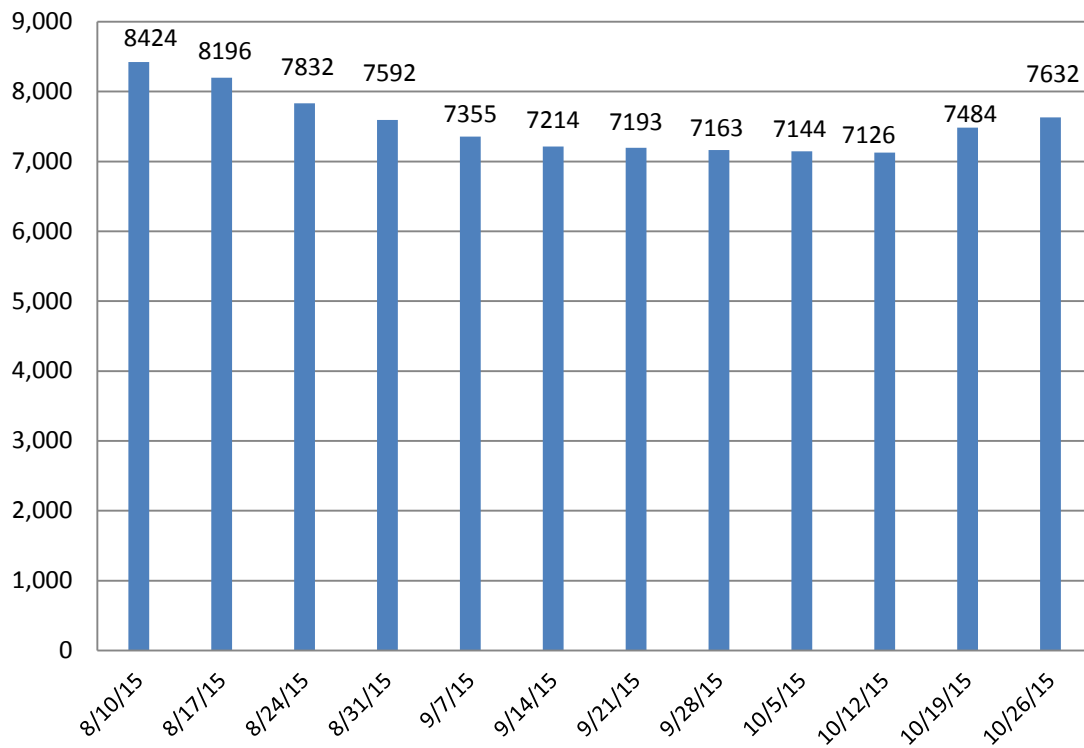
10/26/2015 Weekly Workload



Total Application Actions by Program, September 2015



8/10/2015 - 10/26/2015 Medicaid Cases in Backlog



**Note. Applications/Cases in "Received" or "Completed" status only.*

**8/10/2015 was selected as the starting date because this is when positions were added and overtime began.*