

**10/19/2015 Weekly Workload: Medicaid and All Other Programs
(Including New and Recertification Applications)**

Program	12/1/2014	4/6/2015	10/12/2015	10/19/2015
Medicaid	6,325	9,239	7,126	7,484
All Other Programs	3,662	3,291	344	254
Total	9,987	12,530	7,470	7,738

NOTE: EIS applications or cases in "Received" status; ARIES applications in "Complete" or "Received" status.

*4/6/2015 information included as a reference, as that date contained the highest number of applications out of time frame.

10/19/2015 Weekly Workload: Medicaid and All Other Programs by Application Type

	All Other Programs				Medicaid				Total Case Counts	
	Applications		Reviews/Recerts		Applications		Reviews/Recerts		10/12/15	10/19/15
	10/12/15	10/19/15	10/12/15	10/19/15	10/12/15	10/19/15	10/12/15	10/19/15		
Case Count	244	202	100	52	7,117	7,473	9	11	7,470	7,738
Average Days	44.6	43.32	43.66	41.25	191.48	184.25	107.11	102.18		
Median Days	37	37	38	37.5	186	175	95	75		

NOTE: EIS applications or cases in "Received" status; ARIES applications in "Complete" or "Received" status.

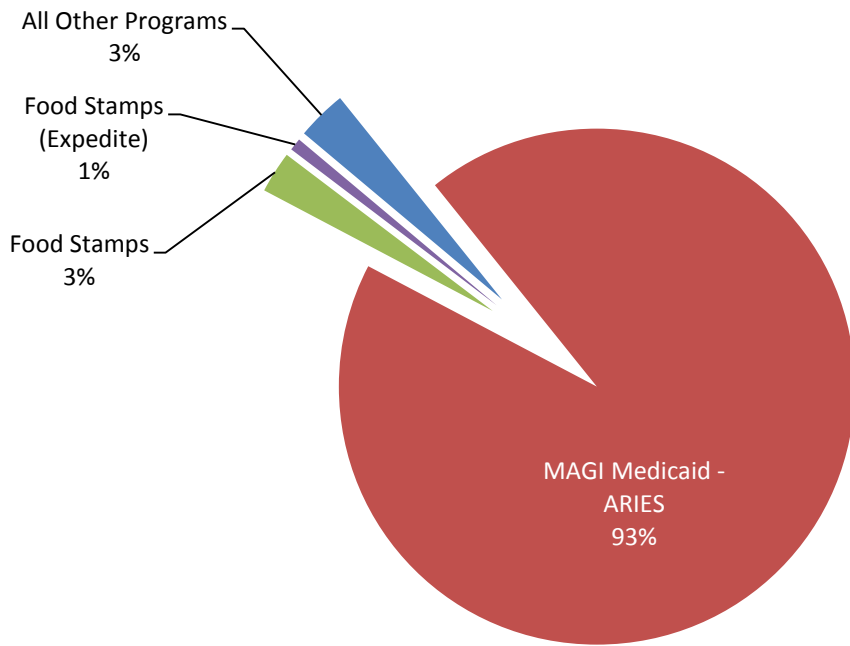
10/19/2015 Weekly Workload by Program

Program	Applications			Reviews/Recerts			Totals		
	10/12/15	10/19/15	Pct. Change	10/12/15	10/19/15	Pct. Change	10/12/15	10/19/15	Pct. Change
Alaska Temporary Assistance Program	12	11	-8.3%	4	3	-25.0%	16	14	-12.5%
Adult Public Assistance	48	37	-22.9%	5	2	-60.0%	53	39	-26.4%
Food Stamps (Expedites)	58	48	-17.2%	-	-	N/A	58	48	-17.2%
Food Stamps	104	89	-14.4%	91	47	-48.4%	195	136	-30.3%
General Assistance (including Senior Benefits)	9	6	-33.3%	-	-	*	9	6	-33.3%
CAMA	6	7	16.7%	-	-	*	6	7	16.7%
Interim Assistance	7	4	-42.9%	-	-	*	7	4	-42.9%
MAGI Med. (ARIES)	6,984	7,345	5.2%	-	-	N/A	6,984	7,345	5.2%
MAGI Med. (EIS)	83	81	-2.4%	9	8	-11.1%	92	89	-3.3%
MAGI Med. Acct. Transfers (EIS)	2	2	0.0%	-	-	N/A	2	2	0.0%
Non-MAGI Med.	48	45	-6.3%	-	3	*	48	48	0.0%
Total	7,361	7,675	4.3%	109	63	-42.2%	7,470	7,738	3.6%

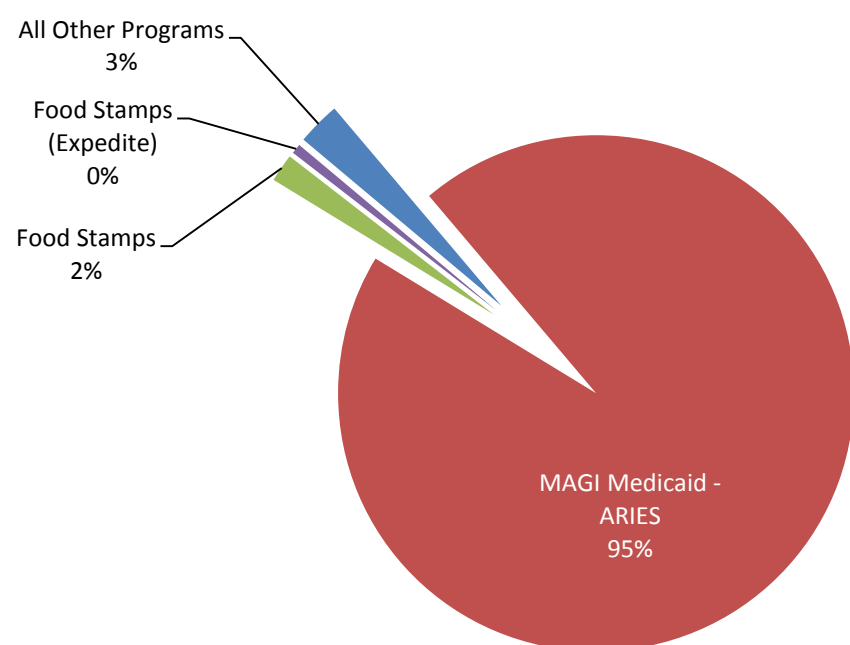
NOTE: EIS applications or cases in "Received" status; ARIES applications in "Complete" or "Received" status.

*Cannot be divided by 0.

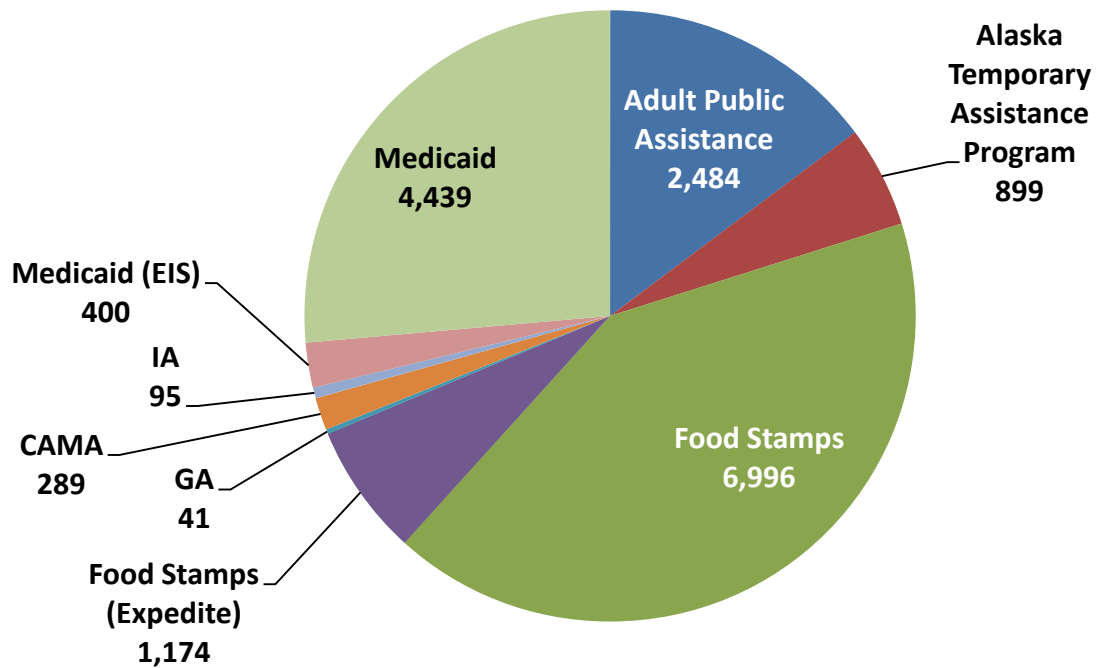
10/12/2015 Weekly Workload



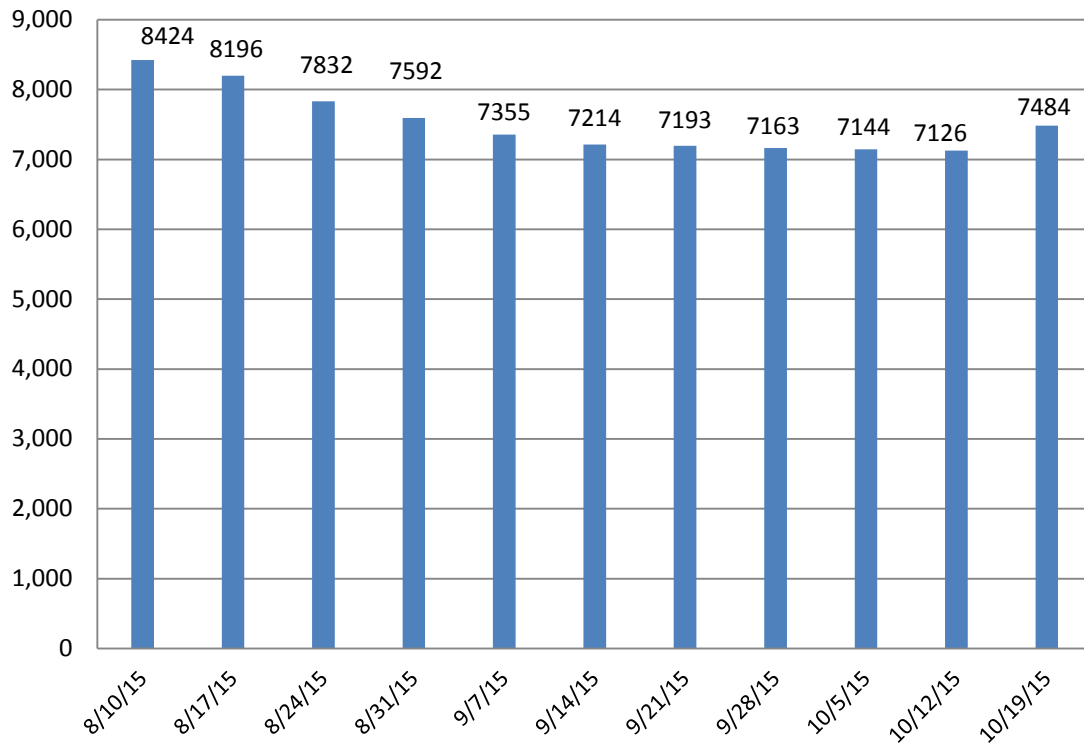
10/19/2015 Weekly Workload



Total Application Actions by Program, September 2015



8/10/2015 - 10/19/2015 Medicaid Cases in Backlog



**Note. Applications/Cases in "Received" or "Completed" status only.*

**8/10/2015 was selected as the starting date because this is when positions were added and overtime began.*