

**10/12/2015 Weekly Workload: Medicaid and All Other Programs  
(Including New and Recertification Applications)**

Program	12/1/2014	4/6/2015	10/5/2015	10/12/2015
Medicaid	6,325	9,239	7,144	7,126
All Other Programs	3,662	3,291	430	344
<b>Total</b>	<b>9,987</b>	<b>12,530</b>	<b>7,574</b>	<b>7,470</b>

NOTE: EIS applications or cases in "Received" status; ARIES applications in "Complete" or "Received" status.

\*4/6/2015 information included as a reference, as that date contained the highest number of applications out of time frame.

**10/12/2015 Weekly Workload: Medicaid and All Other Programs by Application Type**

	All Other Programs				Medicaid				Total Case Counts	
	Applications		Reviews/Recerts		Applications		Reviews/Recerts		10/5/15	10/12/15
	10/5/15	10/12/15	10/5/15	10/12/15	10/5/15	10/12/15	10/5/15	10/12/15		
Case Count	281	244	149	100	7,130	7,117	14	9	7,574	7,470
Average Days	41.66	44.6	45.61	43.66	189.71	191.48	97.14	107.11		
Median Days	33	37	37	38	185	186	85	95		

NOTE: EIS applications or cases in "Received" status; ARIES applications in "Complete" or "Received" status.

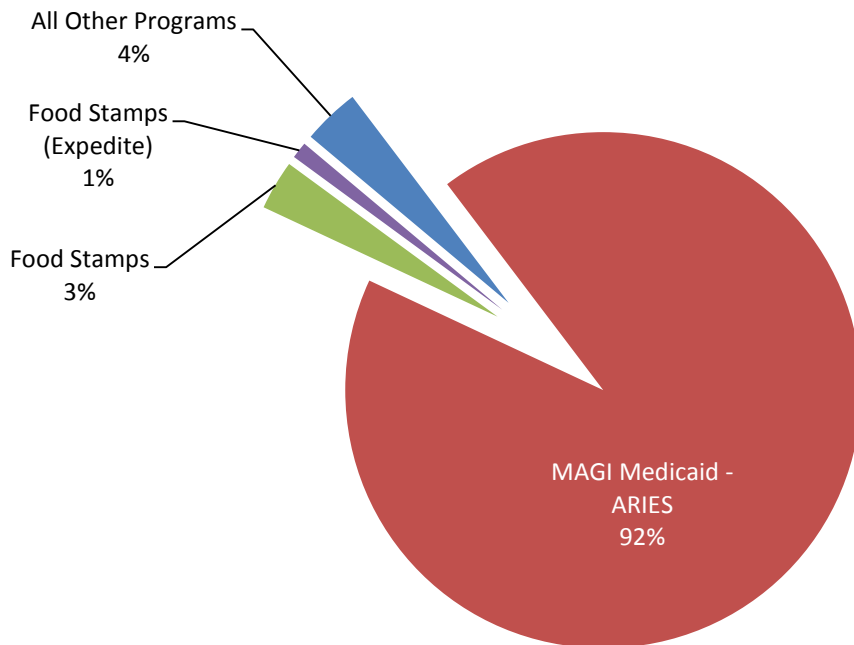
**10/12/2015 Weekly Workload by Program**

Program	Applications			Reviews/Recerts			Totals		
	10/5/15	10/12/15	Pct. Change	10/5/15	10/12/15	Pct. Change	10/5/15	10/12/15	Pct. Change
Alaska Temporary Assistance Program	16	12	-25.0%	6	4	-33.3%	22	16	-27.3%
Adult Public Assistance	56	48	-14.3%	11	5	-54.5%	67	53	-20.9%
Food Stamps (Expedites)	79	58	-26.6%	-	-	N/A	79	58	-26.6%
Food Stamps	104	104	0.0%	131	91	-30.5%	235	195	-17.0%
General Assistance (including Senior Benefits)	12	9	-25.0%	-	-	*	12	9	-25.0%
CAMA	8	6	-25.0%	1	-	-100.0%	9	6	-33.3%
Interim Assistance	6	7	16.7%	-	-	*	6	7	16.7%
MAGI Med. (ARIES)	6,990	6,984	-0.1%	-	-	N/A	6,990	6,984	-0.1%
MAGI Med. (EIS)	86	83	-3.5%	8	9	12.5%	94	92	-2.1%
MAGI Med. Acct. Transfers (EIS)	2	2	0.0%	-	-	N/A	2	2	0.0%
Non-MAGI Med.	52	48	-7.7%	6	-	-100.0%	58	48	-17.2%
<b>Total</b>	<b>7,411</b>	<b>7,361</b>	<b>-0.7%</b>	<b>163</b>	<b>109</b>	<b>-33.1%</b>	<b>7,574</b>	<b>7,470</b>	<b>-1.4%</b>

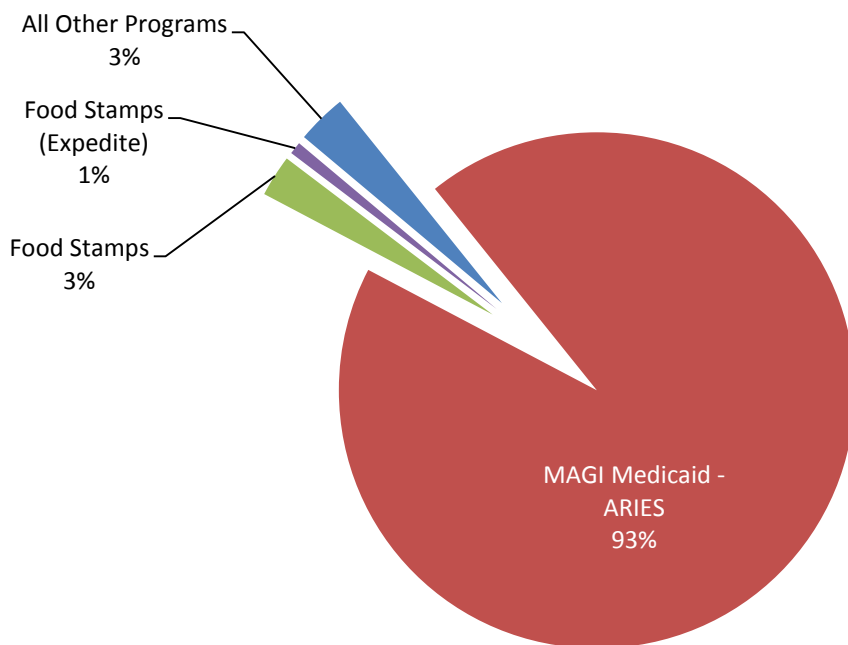
NOTE: EIS applications or cases in "Received" status; ARIES applications in "Complete" or "Received" status.

\*Cannot be divided by 0.

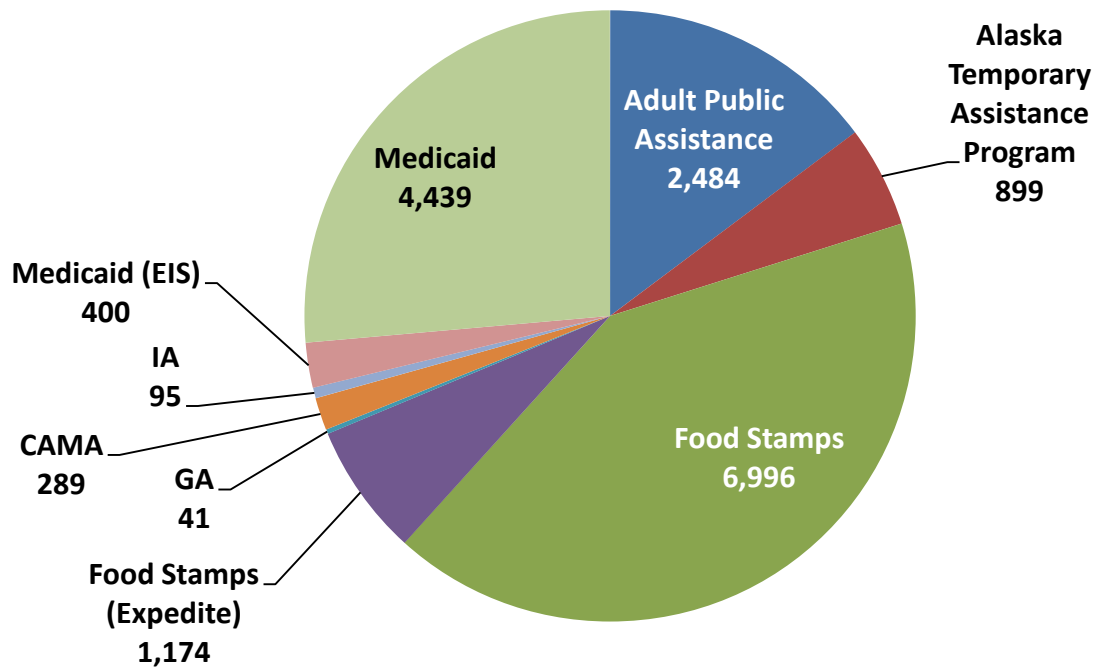
### 10/5/2015 Weekly Workload



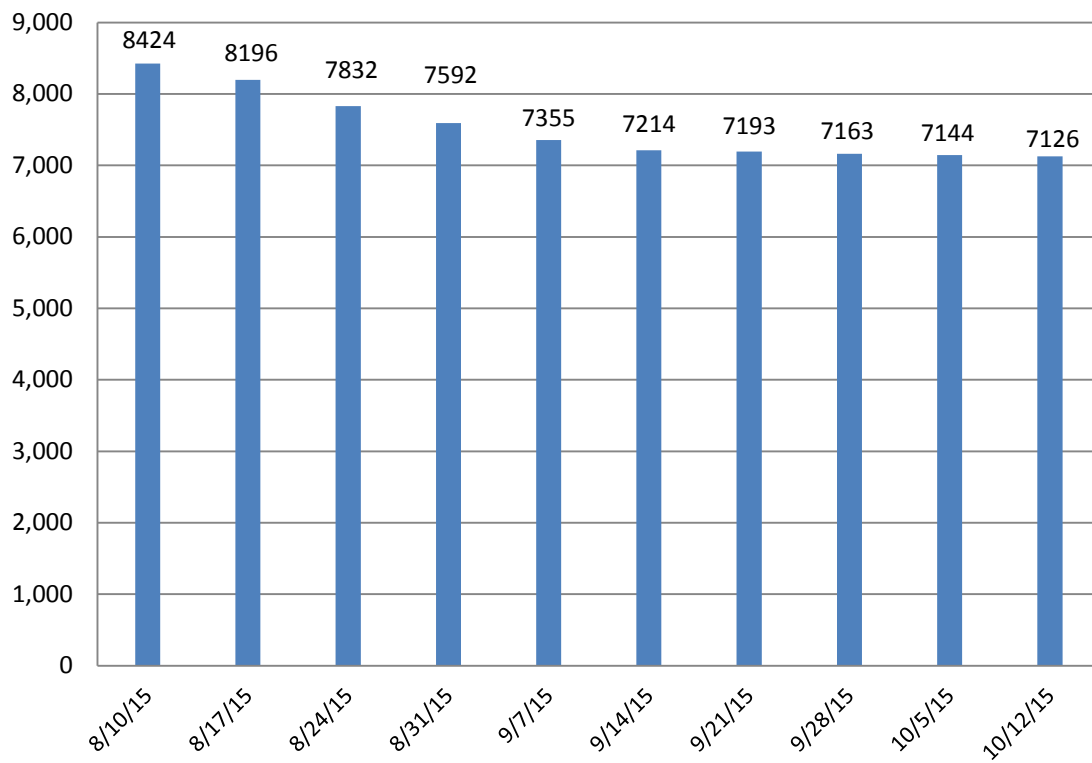
### 10/12/2015 Weekly Workload



## Total Application Actions by Program, September 2015



### 8/10/2015 - 10/12/2015 Medicaid Cases in Backlog



*\*Note. Applications/Cases in "Received" or "Completed" status only.*

*\*8/10/2015 was selected as the starting date because this is when positions were added and overtime began.*