

**1/25/2016 Weekly Workload: Medicaid and All Other Programs
(Including New and Recertification Applications)**

| Program | 12/1/2014 | 4/6/2015 | 1/18/2016 | 1/25/2016 |
|--------------------|--------------|---------------|---------------|---------------|
| Medicaid | 6,325 | 9,239 | 10,668 | 11,036 |
| All Other Programs | 3,662 | 3,291 | 893 | 1,033 |
| Total | 9,987 | 12,530 | 11,561 | 12,069 |

NOTE: EIS applications or cases in "Received" status; ARIES applications in "Complete" or "Received" status.

*4/6/2015 information included as a reference, as that date contained the highest number of applications out of time frame.

1/25/2016 Weekly Workload: Medicaid and All Other Programs by Application Type

| | All Other Programs | | | | Medicaid | | | | Total Case Counts | |
|--------------|--------------------|---------|-----------------|---------|--------------|---------|-----------------|---------|-------------------|---------|
| | Applications | | Reviews/Recerts | | Applications | | Reviews/Recerts | | 1/18/16 | 1/25/16 |
| | 1/18/16 | 1/25/16 | 1/18/16 | 1/25/16 | 1/18/16 | 1/25/16 | 1/18/16 | 1/25/16 | | |
| Case Count | 570 | 661 | 323 | 372 | 10,660 | 11,023 | 8 | 13 | 11,561 | 12,069 |
| Average Days | 36.24 | 32.89 | 45.52 | 38.34 | 163.93 | 158.5 | 111.13 | 116.31 | | |
| Median Days | 34 | 33 | 37 | 34 | 121 | 117 | 77 | 61 | | |

NOTE: EIS applications or cases in "Received" status; ARIES applications in "Complete" or "Received" status.

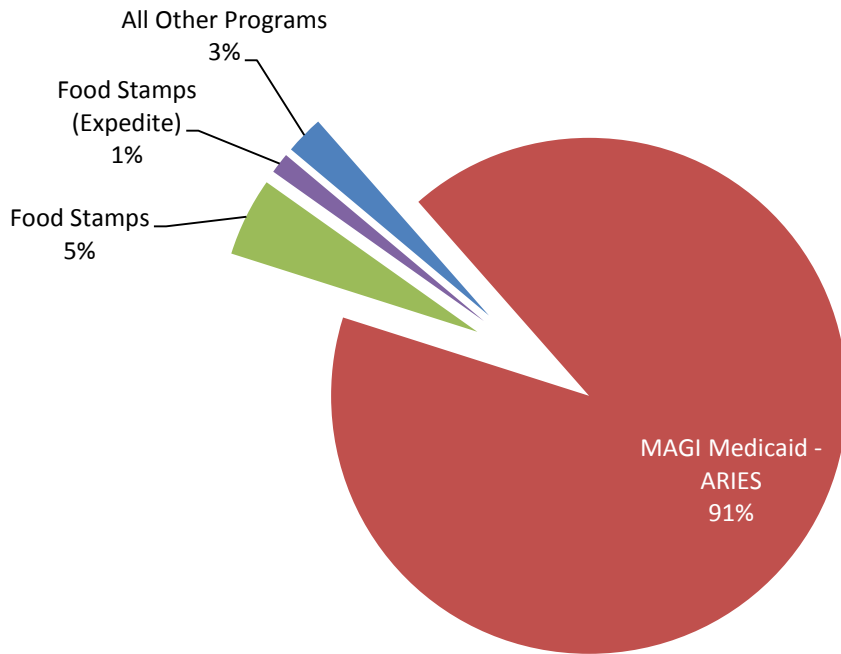
1/25/2016 Weekly Workload by Program

| Program | Applications | | | Reviews/Recerts | | | Totals | | |
|--|---------------|---------------|-------------|-----------------|------------|--------------|---------------|---------------|-------------|
| | 1/18/16 | 1/25/16 | Pct. Change | 1/18/16 | 1/25/16 | Pct. Change | 1/18/16 | 1/25/16 | Pct. Change |
| Alaska Temporary Assistance Program | 45 | 44 | -2.2% | 13 | 22 | 69.2% | 58 | 66 | 13.8% |
| Adult Public Assistance | 67 | 69 | 3.0% | 11 | 36 | 227.3% | 78 | 105 | 34.6% |
| Food Stamps (Expedites) | 150 | 265 | 76.7% | - | - | N/A | 150 | 265 | 76.7% |
| Food Stamps | 269 | 246 | -8.6% | 299 | 269 | -10.0% | 568 | 515 | -9.3% |
| General Assistance (including Senior Benefits) | 35 | 33 | -5.7% | - | 45 | * | 35 | 78 | 122.9% |
| CAMA | 1 | 2 | 100.0% | - | - | * | 1 | 2 | 100.0% |
| Interim Assistance | 3 | 2 | -33.3% | - | - | * | 3 | 2 | -33.3% |
| MAGI Med. (ARIES) | 10,566 | 10,945 | 3.6% | - | - | N/A | 10,566 | 10,945 | 3.6% |
| MAGI Med. (EIS) | 13 | 11 | -15.4% | 5 | 6 | 20.0% | 18 | 17 | -5.6% |
| MAGI Med. Acct. Transfers (EIS) | 0 | 0 | * | - | - | N/A | - | - | * |
| Non-MAGI Med. | 81 | 67 | -17.3% | 3 | 7 | 133.3% | 84 | 74 | -11.9% |
| Total | 11,230 | 11,684 | 4.0% | 331 | 385 | 16.3% | 11,561 | 12,069 | 4.4% |

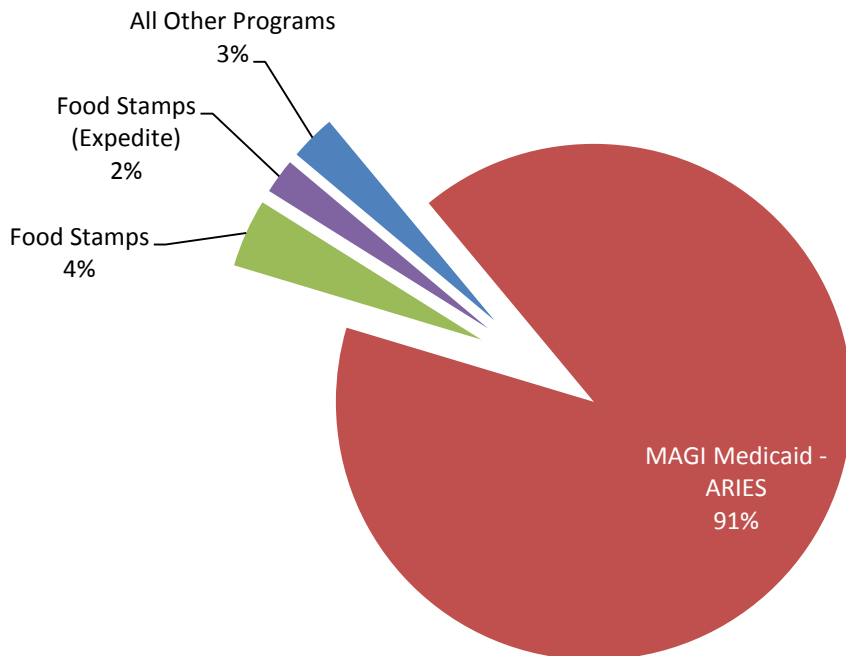
NOTE: EIS applications or cases in "Received" status; ARIES applications in "Complete" or "Received" status.

*Cannot be divided by 0.

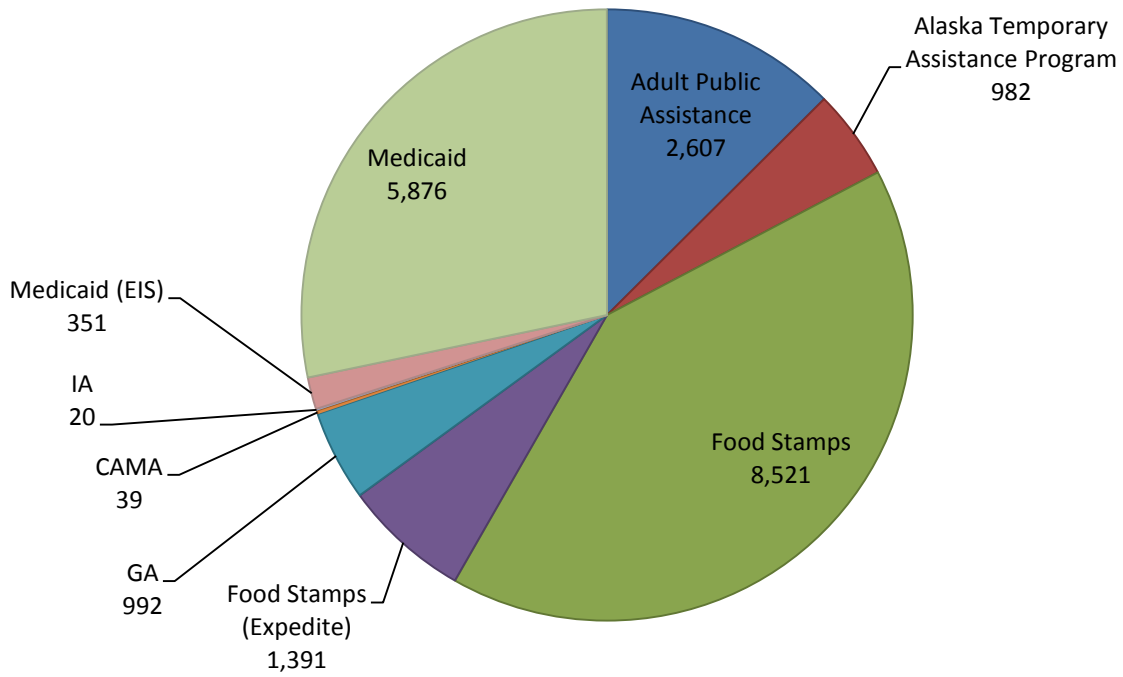
1/18/2016 Weekly Workload



1/25/2016 Weekly Workload



Case Determinations by Program, December 2015



Initial Applications by Program, December 2015

